

From Cash to Bonds: A Strategic Shift in Post-Pandemic Investing

AUTHORS



Richard Clarida
Global Economic Advisor



Mohit Mittal
CIO Core Strategies

As cash yields dwindle, the case for fixed income becomes increasingly compelling.

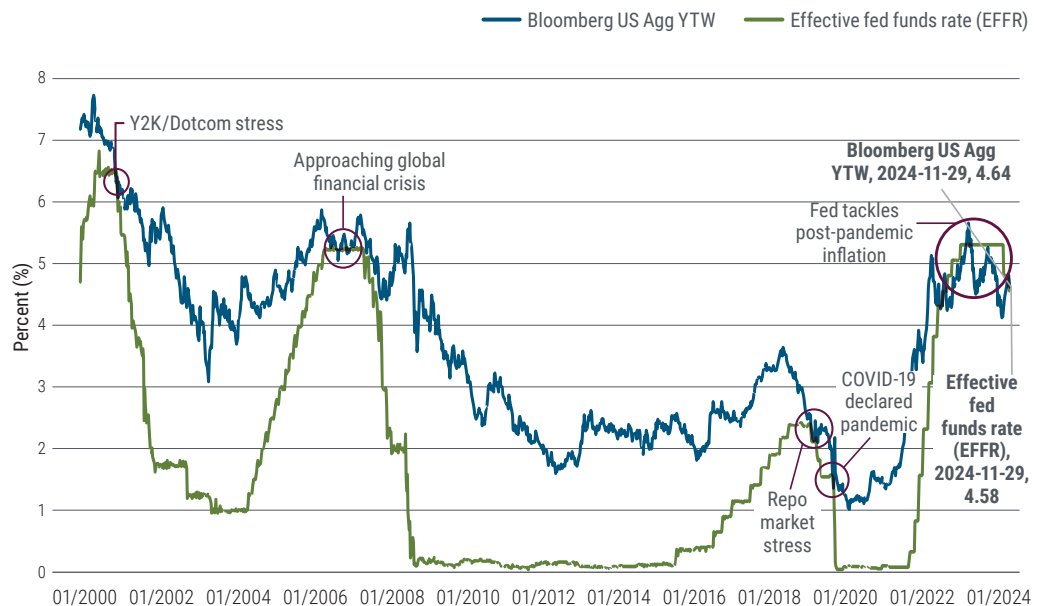
As post-pandemic disruptions to markets and economies recede, long-term trends are reasserting themselves. One key signal that markets are returning to historical patterns appeared in November, when a common yield measure on the Bloomberg US Aggregate Index climbed above the Federal Reserve policy rate for the first time in more than a year.

It's difficult to overstate how extraordinary it was to have a benchmark bond yield running below – sometimes well below – the federal funds rate for such an extended period.

Prior to the pandemic, this had only happened four times in this century, and never for more than a few weeks at a stretch (see Figure 1).

This prolonged reversal in the usual market trend reflected not only the Fed's restrictive policy, but also investors' response to the extreme inflation spike and other consequences of the pandemic. Many investors retreated into cash – which offered yields not seen in decades along with perceived safety – and stayed there.

Figure 1: Benchmark bond index yield once again exceeds Fed's policy rate



Source: U.S. Federal Reserve and Bloomberg as of 29 November 2024. Data shown are the Bloomberg US Aggregate Index yield to worst (LBUSYW) and the effective fed funds rate (EFFR).

CHANGED CIRCUMSTANCES

Two years later, the market landscape has transformed. Now that the Fed has embarked on a rate-cutting path, over-allocating in cash creates reinvestment risk as the assets rapidly and repeatedly turn over into lower-yielding versions of themselves.

At the same time, we witnessed a profound shift higher in bond yields from pandemic-era lows. Relative to cash, where yields are dwindling as interest rates drop, bonds offer a more compelling opportunity: Consider the same core bond index yield measured against another common proxy for cash, the yield on the 3-month U.S. Treasury (see Figure 2). Both cash and bonds offered attractive yields over the past two years, but cash investors by nature can't lock in those yields for longer

time periods – and since September, when the Fed cut its policy rate by 50 basis points (bps), the outlook for cash yields relative to core bonds has diminished sharply.

The Fed's trajectory is not a foregone conclusion, and indeed we may see some upward revisions in officials' rate projections following the December meeting, but the data and the communications to date suggest the most likely scenario is one of gradually lower rates. The Fed is looking to secure a soft landing for the U.S. economy – with labor markets healthy and inflation near target – and it has flexibility to pursue its goals despite expected or unexpected obstacles (e.g., trade policy, geopolitics, price surprises). This rate environment is highly favorable for bonds.

Figure 2: U.S. core bonds outyielding cash equivalents

Difference between YTW on Bloomberg US Aggregate Index and yield on 3-month U.S. Treasury bill



Source: Bloomberg data as of 6 December 2024. Bond yields are represented by yield to worst on the Bloomberg US Aggregate Index (LBUSYW); cash yields are represented by the 3-month U.S. Treasury yield.

BONDS FOR THE LONG RUN

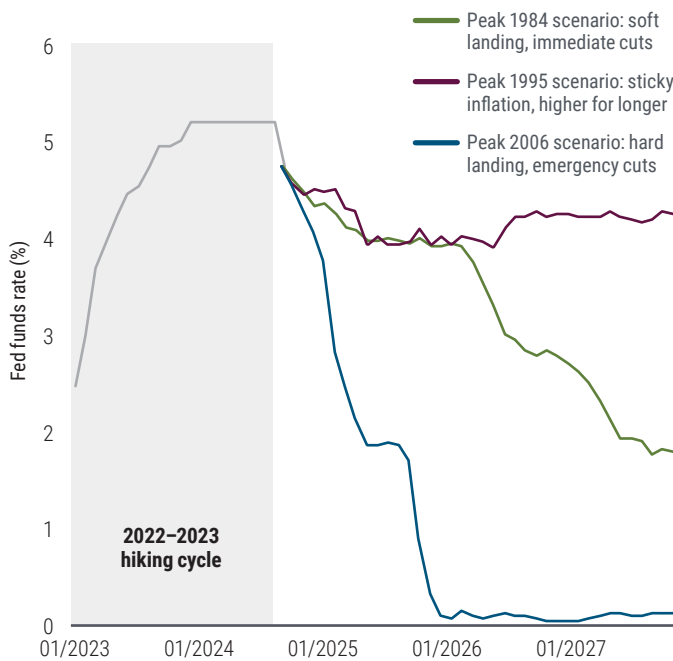
Based on current relative valuations and market conditions, we believe there is compelling value in high quality, liquid public fixed income. Starting yields are attractive compared with other assets across the risk and liquidity spectrum – including cash – and historically, starting yields have been a strong indicator of long-term fixed income performance.

Also, bonds are well-positioned to withstand a range of scenarios outside the baseline. Historically, high quality

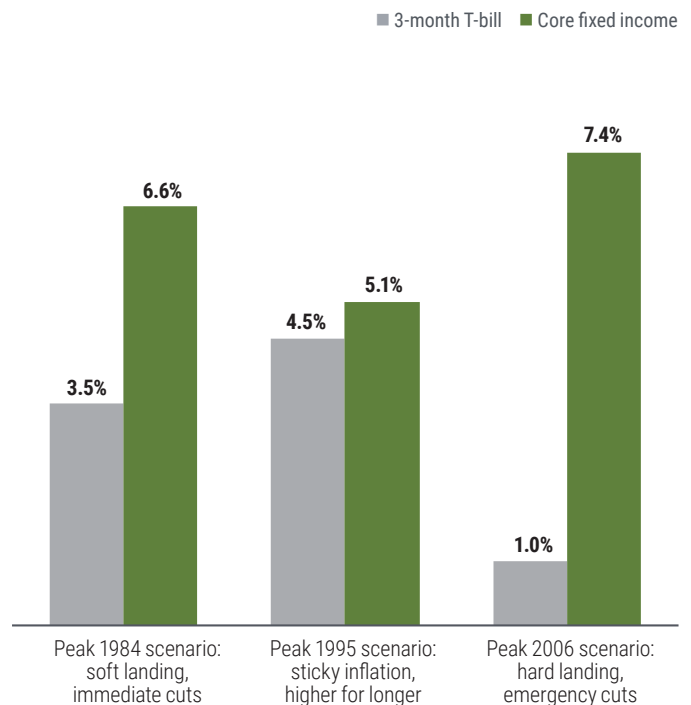
bonds tend to perform well during soft landings – and even better in recessions, should that scenario play out instead. Bonds also have performed well historically across a range of different rate-cutting scenarios (like snowflakes, no two monetary cycles are alike) – see Figure 3. Whether the Fed took a very gradual (“higher-for-longer”) approach, or initiated a drastic drop, or took a downward path somewhere between those extremes, bonds subsequently outyielded cash in each of those historical rate environments.

Figure 3: Bonds have outpaced cash after the Fed initiates rate cuts, regardless of the path

Potential cutting cycle scenarios:
Replaying three distinct historical cycles over the next three years¹



Falling long-end yields support fixed income performance:
Hypothetical 3-year return (annualized)²



Source: Bloomberg data, PIMCO calculations as of 30 September 2024. **For illustrative purposes only. Figure is not indicative of the past or future results of any PIMCO product or strategy. There is no assurance that the stated results will be achieved.**

1 Hiking cycles are defined as periods where the Federal Reserve embarks on a sustained path of increasing the target fed funds rate and/or target range. We define the end of a hiking cycle as the month where the Fed reaches its peak policy rate for that cycle (i.e., it either pauses rate hikes or cuts). Hiking cycles include (start to peak): 1984 (Feb. 1983 to Aug. 1984), 1995 (Jan. 1994 to Feb. 1995), 2006 (May 2004 to Jun 2006). We select three historical case studies to illustrate three very different outcomes for the path of the fed funds rate after rates hit their peak level in each cycle. The 1984 cycle is based on the rate of change given significantly higher starting yields versus today.

2 To simulate performance over the next three years, we assume long-end rates follow their historical pattern in each cycle over the next three years. Core fixed income is represented by the Bloomberg US Aggregate Index. 3-month T-bill returns are estimated using the historical monthly changes in the fed funds rate starting from the current level. In the analysis contained herein, PIMCO has outlined hypothetical event scenarios that, in theory, would impact the yield curves as illustrated in this analysis. No representation is being made that these scenarios are likely to occur or that any portfolio is likely to achieve profits, losses, or results similar to those shown. The scenario does not represent all possible outcomes and the analysis does not take into account all aspects of risk. Total returns are estimated by repricing key rate duration replicating portfolios of par-coupon bonds. All scenarios hold option-adjusted spread (OAS) constant.

HEDGE AND DIVERSIFY RISK

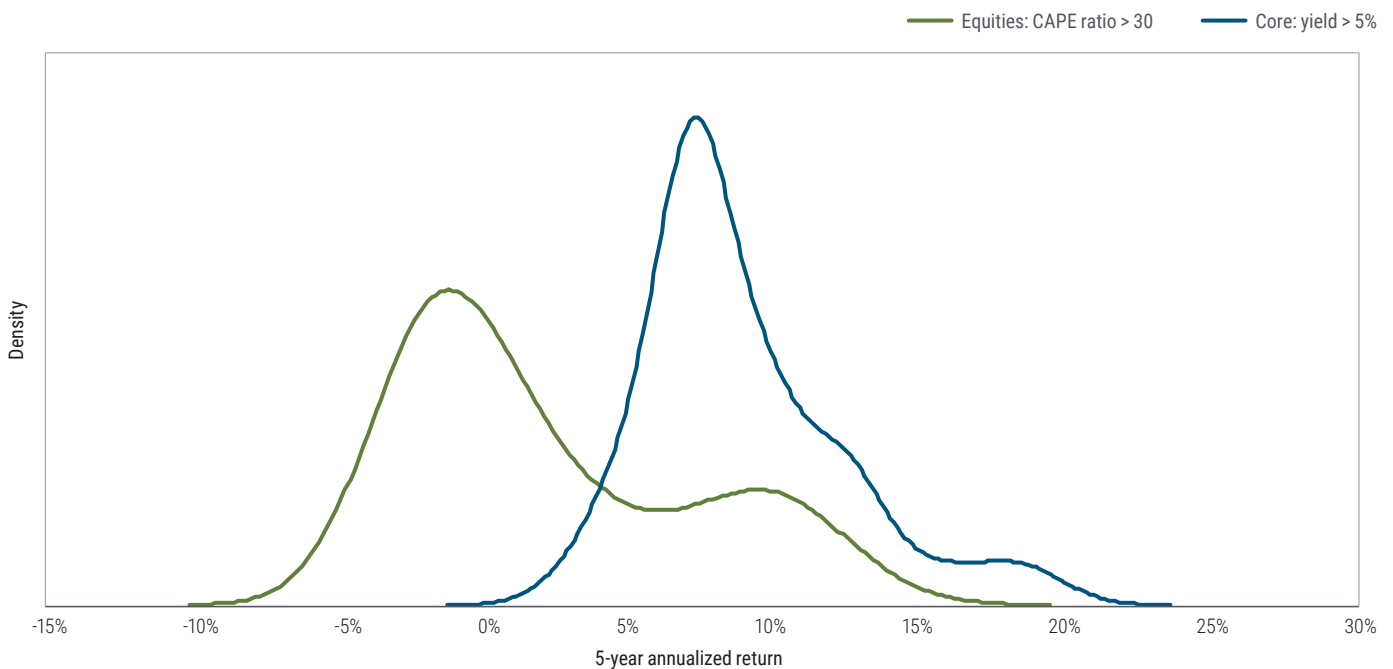
The bond market is effectively paying investors to hedge and diversify risk. Equity markets have a more checkered history with rate-cutting cycles, and indeed generally higher volatility over time – and we are in a period of heightened geopolitical unrest, along with leadership changes in major economies around the world.

Bonds and equities are negatively correlated today, after moving more in tandem during the post-pandemic inflation shock. A negative stock/bond correlation amplifies bonds’ potential to be a stable anchor for portfolios.

Historical trends also support bonds as an attractive risk hedge. Looking back at bond and equity markets on average since 1973, during periods when U.S. core bonds are yielding around 5% or greater while U.S. equities’ earnings ratios are above 30 – as they are today – bonds have offered higher five-year subsequent returns (see Figure 4), and with potentially lower volatility.

A fixed income allocation offers attractive yields, potential for price appreciation, and a liquid hedge against the risk that equities or other more volatile assets see a sustained contraction.

Figure 4: Historically, bonds at today’s yields have outpaced equities at today’s valuations



Source: Bloomberg data, PIMCO calculations as of 30 September 2024. **For illustrative purposes only.** Chart uses data back to January 1973. Core refers to the Bloomberg US Aggregate Index. CAPE refers to the cyclically adjusted price-to-earnings ratio for the S&P 500. **There can be no guarantee that the trends mentioned above will continue. Statements concerning financial market trends are based on current market conditions, which will fluctuate.**

Takeaway

Market signals and Fed moves mean that bond yields have turned a corner. The combination of high starting yields and anticipation for lower rates creates an attractive outlook for a wide variety of bonds. Investors lingering in cash may want to consider fixed income.

All investments contain risk and may lose value. Investing in the bond market is subject to risks, including market, interest rate, issuer, credit, inflation risk, and liquidity risk. The value of most bonds and bond strategies are impacted by changes in interest rates. Bonds and bond strategies with longer durations tend to be more sensitive and volatile than those with shorter durations; bond prices generally fall as interest rates rise, and low interest rate environments increase this risk. Reductions in bond counterparty capacity may contribute to decreased market liquidity and increased price volatility. Bond investments may be worth more or less than the original cost when redeemed. Equities may decline in value due to both real and perceived general market, economic and industry conditions. Sovereign securities are generally backed by the issuing government. Obligations of U.S. government agencies and authorities are supported by varying degrees, but are generally not backed by the full faith of the U.S. government. Portfolios that invest in such securities are not guaranteed and will fluctuate in value.

Bloomberg U.S. Aggregate Index represents securities that are SEC-registered, taxable, and dollar denominated. The index covers the U.S. investment grade fixed rate bond market, with index components for government and corporate securities, mortgage pass-through securities, and asset-backed securities. These major sectors are subdivided into more specific indices that are calculated and reported on a regular basis.

This material contains the current opinions of the author and such opinions are subject to change without notice. This material is distributed for informational purposes only and should not be considered as investment advice or a recommendation of any particular security, strategy or investment product. Information contained herein has been obtained from sources believed to be reliable, but not guaranteed.

PIMCO as a general matter provides services to qualified institutions, financial intermediaries and institutional investors. Individual investors should contact their own financial professional to determine the most appropriate investment options for their financial situation. This is not an offer to any person in any jurisdiction where unlawful or unauthorized. | **Pacific Investment Management Company LLC**, 650 Newport Center Drive, Newport Beach, CA 92660 is regulated by the United States Securities and Exchange Commission. | **PIMCO Europe Ltd (Company No. 2604517, 11 Baker Street, London W1U 3AH, United Kingdom)** is authorised and regulated by the Financial Conduct Authority (FCA) (12 Endeavour Square, London E20 1JN) in the UK. The services provided by PIMCO Europe Ltd are not available to retail investors, who should not rely on this communication but contact their financial adviser. . Since PIMCO Europe Ltd services and products are provided exclusively to professional clients, the appropriateness of such is always affirmed. | **PIMCO Europe GmbH (Company No. 192083, Seidstr. 24-24a, 80335 Munich, Germany)**, **PIMCO Europe GmbH Italian Branch (Company No. 10005170963, via Turati nn. 25/27 (angolo via Cavalieri n. 4), 20121 Milano, Italy)**, **PIMCO Europe GmbH Irish Branch (Company No. 909462, 57B Harcourt Street Dublin D02 F721, Ireland)**, **PIMCO Europe GmbH UK Branch (Company No. FC037712, 11 Baker Street, London W1U 3AH, UK)**, **PIMCO Europe GmbH Spanish Branch (N.I.F. W2765338E, Paseo de la Castellana 43, Oficina 05-111, 28046 Madrid, Spain)** and **PIMCO Europe GmbH French Branch (Company No. 918745621 R.C.S. Paris, 50-52 Boulevard Haussmann, 75009 Paris, France)** are authorised and regulated by the German Federal Financial Supervisory Authority (BaFin) (Marie-Curie-Str. 24-28, 60439 Frankfurt am Main) in Germany in accordance with Section 15 of the German Securities Institutions Act (WpIG). The Italian Branch, Irish Branch, UK Branch, Spanish Branch and French Branch are additionally supervised by: (1) Italian Branch: the Commissione Nazionale per le Società e la Borsa (CONSOB) (Giovanni Battista Martini, 3 - 00198 Rome) in accordance with Article 27 of the Italian Consolidated Financial Act; (2) Irish Branch: the Central Bank of Ireland (New Wapping Street, North Wall Quay, Dublin 1 D01 F7X3) in accordance with Regulation 43 of the European Union (Markets in Financial Instruments) Regulations 2017, as amended; (3) UK Branch: the Financial Conduct Authority (FCA) (12 Endeavour Square, London E20 1JN); (4) Spanish Branch: the Comisión Nacional del Mercado de Valores (CNMV) (Edison, 4, 28006 Madrid) in accordance with obligations stipulated in articles 168 and 203 to 224, as well as obligations contained in Title V, Section I of the Law on the Securities Market (LSM) and in articles 111, 114 and 117 of Royal Decree 217/2008, respectively and (5) French Branch: ACPR/Banque de France (4 Place de Budapest, CS 92459, 75436 Paris Cedex 09) in accordance with Art. 35 of Directive 2014/65/EU on markets in financial instruments and under the surveillance of ACPR and AMF. The services provided by PIMCO Europe GmbH are available only to professional clients as defined in Section 67 para. 2 German Securities Trading Act (WpHG). They are not available to individual investors, who should not rely on this communication. According to Art. 56 of Regulation (EU) 565/2017, an investment company is entitled to assume that professional clients possess the necessary knowledge and

experience to understand the risks associated with the relevant investment services or transactions. Since PIMCO Europe GMBH services and products are provided exclusively to professional clients, the appropriateness of such is always affirmed. | **PIMCO (Schweiz) GmbH (registered in Switzerland, Company No. CH-020.4.038.582-2, Brandschenkestrasse 41 Zurich 8002, Switzerland)**. According to the Swiss Collective Investment Schemes Act of 23 June 2006 ("CISA"), an investment company is entitled to assume that professional clients possess the necessary knowledge and experience to understand the risks associated with the relevant investment services or transactions. Since PIMCO (Schweiz) GmbH services and products are provided exclusively to professional clients, the appropriateness of such is always affirmed. The services provided by PIMCO (Schweiz) GmbH are not available to retail investors, who should not rely on this communication but contact their financial adviser. | **PIMCO Asia Pte Ltd** (8 Marina View, #30-01, Asia Square Tower 1, Singapore 018960, Registration No. 199804652K) is regulated by the Monetary Authority of Singapore as a holder of a capital markets services licence and an exempt financial adviser. The asset management services and investment products are not available to persons where provision of such services and products is unauthorised. | **PIMCO Asia Limited** (Suite 2201, 22nd Floor, Two International Finance Centre, No. 8 Finance Street, Central, Hong Kong) is licensed by the Securities and Futures Commission for Types 1, 4 and 9 regulated activities under the Securities and Futures Ordinance. PIMCO Asia Limited is registered as a cross-border discretionary investment manager with the Financial Supervisory Commission of Korea (Registration No. 08-02-307). The asset management services and investment products are not available to persons where provision of such services and products is unauthorised. | **PIMCO Investment Management (Shanghai) Limited**. Office address: Suite 7204, Shanghai Tower, 479 Lujiazui Ring Road, Pudong, Shanghai 200120, China (Unified social credit code: 91310115MA1K41MU72) is registered with Asset Management Association of China as Private Fund Manager (Registration No. P1071502, Type: Other). | **PIMCO Australia Pty Ltd** ABN 54 084 280 508, AFSL 246862. This publication has been prepared without taking into account the objectives, financial situation or needs of investors. Before making an investment decision, investors should obtain professional advice and consider whether the information contained herein is appropriate having regard to their objectives, financial situation and needs. To the extent it involves Pacific Investment Management Co LLC (PIMCO LLC) providing financial services to wholesale clients, PIMCO LLC is exempt from the requirement to hold an Australian financial services licence in respect of financial services provided to wholesale clients in Australia. PIMCO LLC is regulated by the Securities and Exchange Commission under US laws, which differ from Australian laws. | **PIMCO Japan Ltd**, Financial Instruments Business Registration Number is Director of Kanto Local Finance Bureau (Financial Instruments Firm) No. 382. PIMCO Japan Ltd is a member of Japan Investment Advisers Association, The Investment Trusts Association, Japan and Type II Financial Instruments Firms Association. All investments contain risk. There is no guarantee that the principal amount of the investment will be preserved, or that a certain return will be realized; the investment could suffer a loss. All profits and losses incur to the investor. The amounts, maximum amounts and calculation methodologies of each type of fee and expense and their total amounts will vary depending on the investment strategy, the status of investment performance, period of management and outstanding balance of assets and thus such fees and expenses cannot be set forth herein. | **PIMCO Taiwan Limited** is an independently operated and managed company. The reference number of business license of the company approved by the competent authority is (112) Jin Guan Tou Gu Xin Zi No. 015. The registered address of the company is 40F., No.68, Sec. 5, Zhongxiao East Rd., Xinyi District, Taipei City 110, Taiwan (R.O.C.), and the telephone number is +886 2 8729-5500. | **PIMCO Canada Corp.** (199 Bay Street, Suite 2050, Commerce Court Station, P.O. Box 363, Toronto, ON, M5L 1G2) services and products may only be available in certain provinces or territories of Canada and only through dealers authorized for that purpose. | **Note to Readers in Colombia:** This document is provided through the representative office of Pacific Investment Management Company LLC located at Carrera 7 No. 71-52 TB Piso 9, Bogota D.C. (Promoción y oferta de los negocios y servicios del mercado de valores por parte de Pacific Investment Management Company LLC, representada en Colombia.). **Note to Readers in Brazil:** PIMCO Latin America Administradora de Carteiras Ltda. Av. Brg. Faria Lima, 3477 Itaim Bibi, São Paulo - SP 04538-132 Brazil. **Note to Readers in Argentina:** This document may be provided through the representative office of PIMCO Global Advisors LLC AVENIDA CORRIENTES, 299, Buenos Aires, Argentina. | No part of this publication may be reproduced in any form, or referred to in any other publication, without express written permission. PIMCO is a trademark of Allianz Asset Management of America LLC in the United States and throughout the world. ©2024, PIMCO.