



ASSET  
ALLOCATION  
OUTLOOK

July 2021

# Mid-Cycle Investing: Time to Get Selective

Amid an ongoing recovery, but past peak growth, we favor a risk-on stance with deliberate sector and security selection in multi-asset portfolios.

## AUTHORS



**Erin Browne**  
Portfolio Manager  
Asset Allocation



**Geraldine Sundstrom**  
Portfolio Manager  
Asset Allocation

## SUMMARY

- The global economy is in a mid-cycle expansion, following peaks in policy support and growth, and what is likely a transitory spike in inflation. We expect global growth to moderate to a still above-trend pace in 2022.
- Growth-oriented assets, such as equities and credit, tend to perform well in a mid-cycle environment, but with significant differentiation. Sector and security selection remain crucial. Within multi-asset portfolios, we generally prefer equities over other risk assets based on relative valuations.
- Looking beyond the business cycle, we also assess the potential impact of longer-term disruptions. Trends toward sustainability and evolutions in technology present investment opportunities as well as risks.



The dramatic and uneven rebound in growth across countries this year is likely to ease to synchronized moderation in 2022, though to a still above-trend pace.

We expect not only a peak in growth, but also in inflation and policy support. The global pandemic also appears to be waning. These four peaks were a focal point of our investment forum in early June, and the takeaways are discussed in detail in our recently published *Cyclical Outlook*, "[Inflation Inflection](#)."

We believe the global economy, as it moves beyond these peaks, is now in mid-cycle. From an asset allocation perspective, this means growth-oriented assets, such as equities and credit, may still offer relatively attractive returns. But we expect greater dispersion across sectors and regions. Moreover, elevated valuations and lower yields portend lower beta returns. Bottom-up differentiation *within* asset classes – such as country, sector, and issuer selection – will likely be key to driving returns in the current environment.



**THE PEAKS**

Thankfully, the worst of the global pandemic appears behind us as vaccines proliferate and many countries approach herd immunity.

Still, a receding pandemic also means receding policy support. Fiscal support naturally tied to calendar dates or unemployment levels is rolling off, with the fiscal impulse set to turn negative, as we have already seen in China. On monetary policy, some central banks have moved toward policy normalization by tapering asset purchases (Bank of Canada, Bank of England) or raising rates (some emerging market (EM) central banks). In the U.S., the Federal Reserve in June indicated its intent to begin discussing tapering asset purchases at upcoming meetings, and its projected path of future policy rate hikes (the “dot plot”) was moved up. We expect major developed market (DM) central banks to begin hiking rates in 2023.

While inflation has surprised higher and sparked some fears, we maintain that the world is witnessing a transitory spike, driven by year-over-year base effects, supply bottlenecks, and temporary shortages, that should also moderate into 2022 (see PIMCO’s blog post, “[A Swift Price-Level Adjustment, Not an Inflation Spiral](#)”).

**A MID-CYCLE BACKDROP**

The removal of both fiscal and monetary policy support will serve as a drag on economic growth over the next year, even as the easy gains from reopening are realized. We expect developed market real GDP will grow 6% in 2021 (measured by 4Q over 4Q) and moderate to below 3% in 2022. Slower vaccination rates have delayed the recovery in emerging markets, and we expect EM GDP growth to accelerate up to 5% in 2022 (4Q/4Q), after growing 3.5% in 2021.

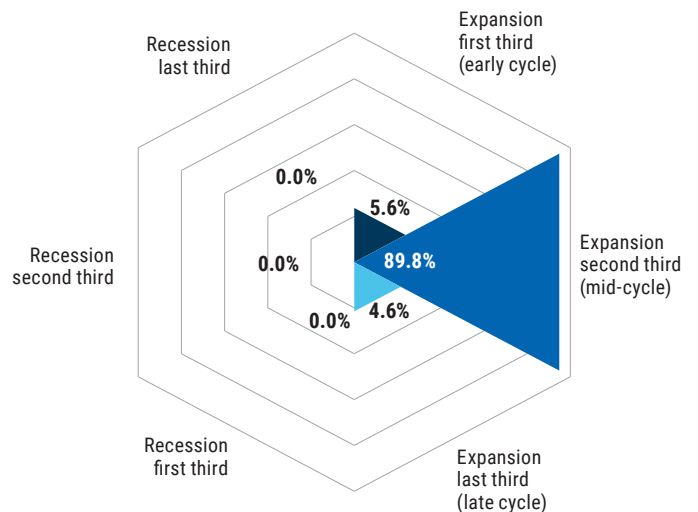
Although growth rates are expected to peak this year in DM and moderate from current levels, the absolute level of growth will remain high over the cyclical horizon. Pent-up demand, high

levels of consumer saving, and healthy corporate leverage ratios create a runway for private-sector-led growth. This provides an attractive backdrop for growth-oriented assets.

In aggregate, our assessment is that the economy is mid-cycle (see Figure 1), and we believe this is reflected in equity valuations. Historically, these periods have seen strong but differentiated returns in equity markets. Credit also tends to have positive returns in this environment, but often underperforms equities on a risk-adjusted basis. Conversely, the U.S. dollar traditionally has had negative returns in these periods.

**Figure 1: PIMCO’s dynamic factor model indicates high probability that U.S. economy is in the mid-cycle expansion phase**

**U.S. DFM out of sample cycle thirds**



**Hypothetical example for illustrative purposes only.**

Source: PIMCO, Haver Analytics as of 29 June 2021

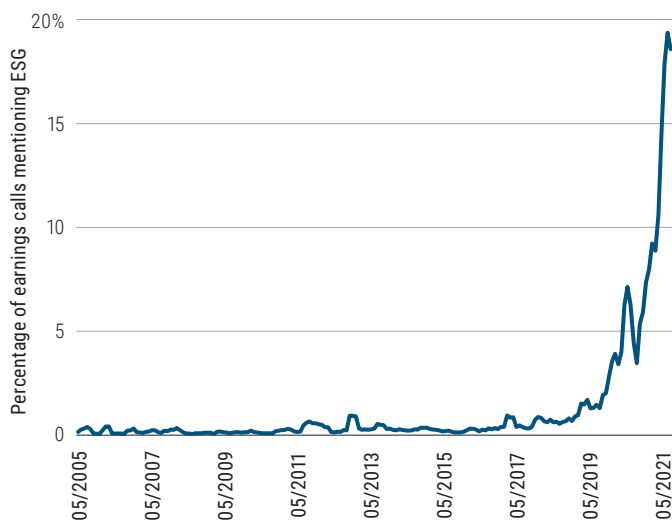
The dynamic factor model (DFM) divides the business cycle into six phases: three thirds for expansion and three thirds for recession. For example, the second third expansion is the mid-cycle expansion phase. The model incorporates a set of underlying factors with the potential to drive economic growth and assumes various economic time series are realizations of these factors with varying time lags. We estimate these factors based on 750 U.S. time-series variables covering a wide range of phenomena, including growth and its components, inflation components, labor market data, surveys, housing statistics, banking data, interest rates, asset price series, and more.

Mid-cycle expansions are typically desirable periods to be invested, but with risk premia compressed across markets, investors will have to rely more on sector and security selection to drive returns. This is particularly true in a rapidly changing post-pandemic world where traditional investing patterns may not readily apply, and where uncertainty around potential outcomes is large.

## POTENTIAL DISRUPTORS

What may be different this time? One trend gaining ground in tandem with the current mid-cycle recovery is ESG investing (environment, social, and governance). Corporate earnings calls, for example, have seen a dramatic increase in mentions of ESG since the onset of the pandemic (see Figure 2). Mapping these ESG influences helps inform asset allocation strategy.

**Figure 2: ESG is a rapidly increasing topic in corporate earnings calls since 2019**



Source: PIMCO analysis of earnings call transcripts of approximately 10,000 global companies through May 2021

As per the UN, more than 110 countries globally representing over 70% of world GDP have pledged to a net zero carbon future. While this is going to play out over multiple decades, changing investment and consumption should create strong demand for certain goods and materials (for example, renewable energy, semiconductors, and forestry and pulp products). Simultaneously, the net zero trend is likely to leave certain businesses facing risky transitions or long downturns (for example, those companies in the traditional oil and gas sectors that have yet to adjust to the changing energy mix of the future). The move toward a greener future necessitates adoption of new technologies and new energy sources, as well as updated regulations and policies. (For more on the outlook for greener economies, watch our recent video, [“Beyond the Paris Agreement: Corporate Investing and Climate Change.”](#))

Long years of growing inequalities coupled with the pandemic have hopefully awakened a collective social consciousness, which means that previous business practices are increasingly questioned: Zero-hour contracts are being outlawed (the U.K. is one example), we are seeing minimum wages going up (sometimes sharply, and notably among some major employers in the U.S.), and working conditions are being improved in favor of employees (as either mandated by authorities or voluntarily enacted by employers, including in the U.S.). These changes will inevitably have trickle-down effects on smaller businesses.

Also, for the first time ever, there is a genuine concerted dialogue among Organisation for Economic Co-operation and Development (OECD) nations to come up with a global minimum corporate tax rate. The G-7 has proposed a rate of at least 15%. The impacts could be broad, and certain companies could see their taxes go up. Demand for automation and advanced technology (such as artificial intelligence) could be one response, which is a likely long-term positive for industry leaders in these sectors. However, broader redistribution of income could also mean more economy-wide consumption and less propensity to save.

From a governance lens, governments and companies may make increased investments within their borders in order to shorten supply chains and ensure their ability to produce strategic goods like semiconductors, batteries, or medical supplies. In these cases, national or economic security interests may tend to trump economic rationale, and we could

therefore see more investment than would otherwise be necessary. Also, a number of industries that suffered during the previous cycle and had to consolidate aggressively are regaining bargaining power over their customers – maritime transport is one example. Indeed, the structures of certain industries are more concentrated now, which seemingly brings better supply discipline, longer-term contracts, and pricing power.

These are some of the factors we include in our top-down asset allocation framework and our bottom-up security selection process in an effort to deliver more robust portfolio outcomes. Within PIMCO's multi-asset portfolios, this ESG lens has us favoring an overweight in select companies in green sectors (such as renewable energy), digital sectors (such as semiconductors), along with forestry and pulp products, while we remain cautious on fossil fuel industries.

## INVESTMENT TAKEAWAYS

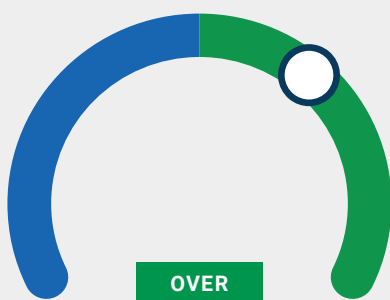
With the economic expansion likely at mid-cycle, we generally favor equities and credit, which historically have tended to do well in this environment. In equities, we focus on companies positioned to benefit from secular disruptions in technology, geopolitics, and sustainability. In credit, we are selective, with a focus on housing-related sectors.

Return dispersion across assets is typical during mid-cycle environments, and every cycle is different. Uncertainty surrounding the uneven recovery from a pandemic-driven recession calls for flexibility and a careful eye toward sector and security selection. Our emphasis in multi-asset portfolios is on the bottom-up opportunities within asset classes that can outperform as beneficiaries of the ongoing recovery as well as longer-term disruptions.

# Asset class views for multi-asset portfolios


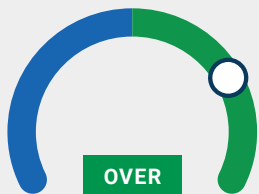
Here is a summary of how we are positioning multi-asset portfolios in light of our global economic outlook.

## OVERALL RISK



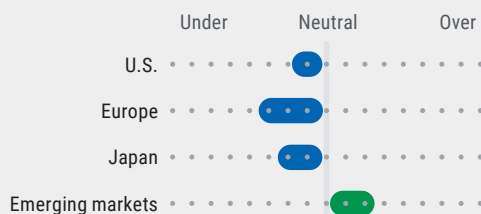
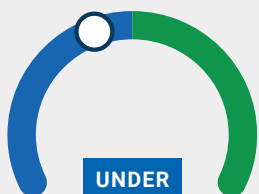
We are overweight risk in portfolios based on our view that the global economy is mid-cycle, and we generally prefer equities over other risk assets based on relative valuations. After the strong rally over the past year, we are emphasizing tactical flexibility along with sector and security selection.

## EQUITIES




We are overweight equities with a focus on companies likely to benefit from long-term disruptions driven by technology, geopolitics, and ESG-related factors. From a regional perspective, we favor the U.S., Japan, and emerging Asia, where many of these companies are located. We pay close attention to the considerations around ESG factors when it comes to identifying key investment themes and selecting individual names.

## RATES



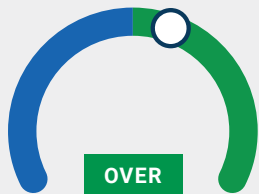
We expect duration to stay close to home, and we are maintaining a modest underweight position versus our benchmarks. We expect rates to remain range-bound for the foreseeable future as central banks are poised to follow a slow tightening path, though at present yield levels are likely at the lower end of that range. That being said, we expect to tactically adjust positioning as market levels change and remain cognizant of the potential diversification benefit of duration in a portfolio context.

**CREDIT**



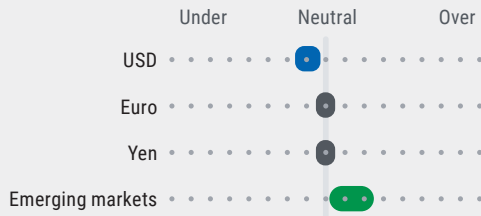
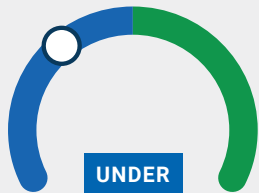
We are selectively overweight credit, with an emphasis on bottom-up issuer selection. We continue to favor housing-related credit, given the strong fundamental backdrop, but we see select opportunities in emerging market and corporate credit despite tight spreads.

**REAL ASSETS**



While our baseline view is that the recent uptick in inflation is transitory, upside inflation risk has increased due to supply/demand imbalances and stimulative policies. We are concentrating real asset exposure in industrial metals and real estate investment trusts (REITs), which should benefit from the continued economic reopening. We are currently neutral on U.S. Treasury Inflation-Protected Securities (TIPS), since implied breakeven inflation levels are close to the long-term central bank target.

**CURRENCIES**



The U.S. dollar looks rich versus most developed and emerging market currencies and therefore we are underweight in portfolios. Many emerging market currencies look particularly attractive from a valuation perspective, but ongoing COVID-related challenges in these economies warrant caution.

**Past performance is not a guarantee or a reliable indicator of future results.**

**All investments** contain risk and may lose value. Investing in the **bond market** is subject to risks, including market, interest rate, issuer, credit, inflation risk, and liquidity risk. The value of most bonds and bond strategies are impacted by changes in interest rates. Bonds and bond strategies with longer durations tend to be more sensitive and volatile than those with shorter durations; bond prices generally fall as interest rates rise, and low interest rate environments increase this risk. Reductions in bond counterparty capacity may contribute to decreased market liquidity and increased price volatility. Bond investments may be worth more or less than the original cost when redeemed. **Inflation-linked bonds (ILBs)** issued by a government are fixed income securities whose principal value is periodically adjusted according to the rate of inflation; ILBs decline in value when real interest rates rise. **Treasury Inflation-Protected Securities (TIPS)** are ILBs issued by the U.S. government. **Equities** may decline in value due to both real and perceived general market, economic and industry conditions. **Mortgage- and asset-backed securities** may be sensitive to changes in interest rates, subject to early repayment risk, and while generally supported by a government, government-agency or private guarantor, there is no assurance that the guarantor will meet its obligations. **REITs** are subject to risk, such as poor performance by the manager, adverse changes to tax laws or failure to qualify for tax-free pass-through of income. **High yield, lower-rated securities** involve greater risk than higher-rated securities; portfolios that invest in them may be subject to greater levels of credit and liquidity risk than portfolios that do not. Investing in **foreign-denominated and/or -domiciled securities** may involve heightened risk due to currency fluctuations, and economic and political risks, which may be enhanced in emerging markets. **Currency rates** may fluctuate significantly over short periods of time and may reduce the returns of a portfolio. **Commodities** contain heightened risk, including market, political, regulatory and natural conditions, and may not be suitable for all investors. **Diversification** does not ensure against loss.

**Socially responsible investing** is qualitative and subjective by nature, and there is no guarantee that the criteria utilized, or judgment exercised, by PIMCO will reflect the beliefs or values of any one particular investor. Information regarding responsible practices is obtained through voluntary or third-party reporting, which may not be accurate or complete, and PIMCO is dependent on such information to evaluate a company's commitment to, or implementation of, responsible practices. Socially responsible norms differ by region. There is no assurance that the socially responsible investing strategy and techniques employed will be successful.

There is no guarantee that these investment strategies will work under all market conditions or are appropriate for all investors and each investor should evaluate their ability to invest long-term, especially during periods of downturn in the market. Investors should consult their investment professional prior to making an investment decision.

**Forecasts, estimates and certain information** contained herein are based upon proprietary research and should not be interpreted as investment advice, as an offer or solicitation, nor as the purchase or sale of any financial instrument. Forecasts and estimates have certain inherent limitations, and unlike an actual performance record, do not reflect actual trading, liquidity constraints, fees, and/or other costs. In addition, references to future results should not be construed as an estimate or promise of results that a client portfolio may achieve.

The terms "**cheap**" and "**rich**" as used herein generally refer to a security or asset class that is deemed to be substantially under- or overpriced compared to both its historical average as well as to the investment manager's future expectations. There is no guarantee of future results or that a security's valuation will ensure a profit or protect against a loss.

This material contains the current opinions of the manager and such opinions are subject to change without notice. This material is distributed for informational purposes only and should not be considered as investment advice or a recommendation of any particular security, strategy or investment product. Information contained herein has been obtained from sources believed to be reliable, but not guaranteed.

PIMCO as a general matter provides services to qualified institutions, financial intermediaries and institutional investors. Individual investors should contact their own financial professional to determine the most appropriate investment options for their financial situation. This is not an offer to any person in any jurisdiction where unlawful or unauthorized. | **Pacific Investment Management Company LLC**, 650 Newport Center Drive, Newport Beach, CA 92660 is regulated by the United States Securities and Exchange Commission. | **PIMCO Europe Ltd (Company No. 2604517)** is authorised and regulated by the Financial Conduct Authority (12 Endeavour Square, London E20 1JN) in the UK. The services provided by PIMCO Europe Ltd are not available to retail investors, who should not rely on this communication but contact their financial adviser. | **PIMCO Europe GmbH (Company No. 192083, Seidlstr. 24-24a, 80335 Munich, Germany)**, **PIMCO Europe GmbH Italian Branch (Company No. 10005170963)**, **PIMCO Europe GmbH Irish Branch (Company No. 909462)**, **PIMCO Europe GmbH UK Branch (Company No. BR022803)** and **PIMCO Europe GmbH Spanish Branch (N.I.F. W2765338E)** are authorised and regulated by the German Federal Financial Supervisory Authority (BaFin) (Marie-Curie-Str. 24-28, 60439 Frankfurt am Main) in Germany in accordance with Section 32 of the German Banking Act (KWG). The Italian Branch, Irish Branch, UK Branch and Spanish Branch are additionally supervised by: (1) Italian Branch: the Commissione Nazionale per le Società e la Borsa (CONSOB) in accordance with Article 27 of the Italian Consolidated Financial Act; (2) Irish Branch: the Central Bank of Ireland in accordance with Regulation 43 of the European Union (Markets in Financial Instruments) Regulations 2017, as amended; (3) UK Branch: the Financial Conduct Authority; and (4) Spanish Branch: the Comisión Nacional del Mercado de Valores (CNMV) in accordance with obligations stipulated in articles 168 and 203 to 224, as well as obligations contained in Title V, Section I of the Law on the Securities Market (LSM) and in articles 111, 114 and 117 of Royal Decree 217/2008, respectively. The services provided by PIMCO Europe GmbH are available only to professional clients as defined in Section 67 para. 2 German Securities Trading Act (WpHG). They are not available to individual investors, who should not rely on this communication. | **PIMCO (Schweiz) GmbH (registered in Switzerland, Company No. CH-020.4.038.582-2)**. The services provided by PIMCO (Schweiz) GmbH are not available to retail investors, who should not rely on this communication but contact their financial adviser. | **PIMCO Asia Pte Ltd** (Registration No. 199804652K) is regulated by the Monetary Authority of Singapore as a holder of a capital markets services licence and an exempt financial adviser. The asset management services and investment products are not available to persons where provision of such services and products is unauthorised. | **PIMCO Asia Limited** is licensed by the Securities and Futures Commission for Types 1, 4 and 9 regulated activities under the Securities and Futures Ordinance. PIMCO Asia Limited is registered as a cross-border discretionary investment manager with the Financial Supervisory Commission of Korea (Registration No. 08-02-307). The asset management services and investment products are not available to persons where provision of such services and products is unauthorised. | **PIMCO Investment Management (Shanghai) Limited** Unit 3638-39, Phase II Shanghai IFC, 8 Century Avenue, Pilot Free Trade Zone, Shanghai, 200120, China (Unified social credit code: 91310115MA1K41MU72) is registered with Asset Management Association of China as Private Fund Manager (Registration No. P1071502, Type: Other) | **PIMCO Australia Pty Ltd** ABN 54 084 280 508, AFSL 246862. This publication has been prepared without taking into account the objectives, financial situation or needs of investors. Before making an investment decision, investors should obtain professional advice and consider whether the information contained herein is appropriate having regard to their objectives, financial situation and needs. | **PIMCO Japan Ltd**, Financial Instruments Business Registration Number is Director of Kanto Local Finance Bureau (Financial Instruments Firm) No. 382. PIMCO Japan Ltd is a member of Japan Investment Advisers Association and The Investment Trusts Association, Japan. All investments contain risk. There is no guarantee that the principal amount of the investment will be preserved, or that a certain return will be realized; the investment could suffer a loss. All profits and losses incur to the investor. The amounts, maximum amounts and calculation methodologies of each type of fee and expense and their total amounts will vary depending on the investment strategy, the status of investment performance, period of management and outstanding balance of assets and thus such fees and expenses cannot be set forth herein. | **PIMCO Taiwan Limited** is managed and operated independently. The reference number of business license of the company approved by the competent authority is (109) Jin Guan Tou Gu Xin Zi No. 027. 40F., No.68, Sec. 5, Zhongxiao E. Rd., Xinyi Dist., Taipei City 110, Taiwan (R.O.C.). Tel: +886 2 8729-5500. | **PIMCO Canada Corp.** (199 Bay Street, Suite 2050, Commerce Court Station, P.O. Box 363, Toronto, ON, M5L 1G2) services and products may only be available in certain provinces or territories of Canada and only through dealers authorized for that purpose. | **PIMCO Latin America** Av. Brigadeiro Faria Lima 3477, Torre A, 5º andar São Paulo, Brazil 04538-133. | No part of this material may be reproduced in any form, or referred to in any other publication, without express written permission. PIMCO is a trademark of Allianz Asset Management of America L.P. in the United States and throughout the world. ©2021, PIMCO.