



CYCLICAL
OUTLOOK
JANUARY 2025

Uncertainty Is Certain

Amid an unsettled global economic outlook and elevated equity valuations, bond markets present attractive yields and important diversification benefits.



WRITTEN BY:

Tiffany Wilding
Managing Director
Economist

Andrew Balls
Chief Investment Officer
Global Fixed Income

KEY TAKEAWAYS

The change in U.S. leadership increases global economic uncertainty in 2025. The incoming administration's protectionist proposals have the power to reshape trade relationships and alter economic dynamics worldwide. With actual policies and their impacts still uncertain, we foresee a wide range of potential outcomes. Here are our near-term economic views:

- **Uncertainty is certain:** Proposed U.S. policy pivots have broadened the spectrum of potential growth outcomes. Inflation risks in the U.S. and recession risks in many non-U.S. economies have both increased. Our baseline expectation is for economically manageable U.S. tariff increases on China and other trading partners. However, more forceful efforts to rectify longstanding trade imbalances could disrupt the global economy and financial markets. Across developed markets (DM), we expect inflation to continue converging toward target levels, enabling DM central banks to keep cutting interest rates. However, price level adjustments from higher tariffs could delay additional progress, especially in the U.S. Greater policy uncertainty amid a generally strong U.S. economy argues for a more gradual, data-dependent approach.

While the range of potential outcomes has widened in both directions – from brighter upsides to bleaker downsides – U.S. risk assets increasingly rely on optimistic scenarios. Buoyed by expectations of lower taxes and relaxed regulations, U.S. stocks have scaled new heights while credit spreads are near record lows. Although this momentum could continue, history indicates limited room for further sustained gains at current valuations. In contrast, bonds present an appealing opportunity in both the near term and over a longer horizon. Here are our investment views:

- **Bonds are better positioned:** Bonds are poised to play a crucial role in portfolios in 2025. We believe bond yields are attractive at a time when equity valuations and credit spreads are not, giving high quality fixed income a favorable starting point. Unlike cash, bonds stand to benefit from capital appreciation as policy rates fall, enhancing bonds' role as a diversifier and stabilizer for equity exposure in portfolios.
- **Use relative value as a guide:** Exploring investments across diverse markets provides a broader perspective. Elevated U.S. deficits and divergent global economic paths enhance already appealing global diversification opportunities. Uncovering innovative, structural sources of return can also reduce reliance on directional bets related to economic growth or interest rates.

In this context, we see promising fixed income opportunities in the U.S. and other DM countries, particularly the U.K. and Australia, as well as in select emerging markets (EM). We also prefer agency mortgage-backed securities and asset-based investments over other credit sectors in both public and private markets.



Economic outlook: Uncertainty is certain

In our October 2024 *Cyclical Outlook*, "[Securing the Soft Landing](#)," we said the U.S. economy, like others, appeared poised for a rare soft landing – moderating growth and inflation without recession. We said DM economies appeared on track to return to target inflation levels in 2025. We saw risks stemming from the U.S. election and persistently high sovereign debt levels.

The broad contours of that forecast remain in place. We expect global real GDP growth to slow modestly. Lower immigration and higher tariffs are likely to temper U.S. growth despite an otherwise robust economy. Meanwhile, Europe continues to lag with subpar economic performance.

China's economic outlook remains precarious, with growth and inflation risks tilted downward due to still-cautious fiscal support, a deleveraging housing sector that has contributed to anemic private sector credit demand, high real interest rates, and excess manufacturing capacity. Despite a prolonged property sector downturn, China maintained a 5% growth target in 2024, bolstered by expanded manufacturing – particularly in semiconductors and technology – alongside infrastructure investment and export growth.

However, this growth model is faltering under the weight of escalating trade tensions, a sluggish consumer base, and longer-term declines in population and productivity growth. Central government officials are likely to lower the growth target to around 4.5% for 2025, with core inflation likely to remain subdued. This expectation already assumes a stimulus package of about 1.5 trillion Chinese yuan (1%–1.5% of GDP) will be necessary to bolster consumption in the year ahead.

The DM outlook for inflation gradually converging toward central bank targets remains intact, although higher U.S. tariffs could delay this process. Looser labor markets and declining inflation should allow DM central banks to keep cutting rates. We expect 50 to 150 basis points (bps) of DM central bank rate cuts in 2025, depending on the region.

The Bank of Japan (BOJ) remains the exception. We expect the BOJ to hike by 50 bps as higher inflation expectations support underlying inflation despite currency volatility.



RISKS AND POTENTIAL OUTCOMES

The U.S. election has expanded the range of potential economic outcomes. Our baseline scenario assumes economically manageable U.S. tariff hikes against China and other trading partners, while tax, spending, and trade policies leave net U.S. fiscal deficits unchanged around 6%–7% through 2025 and 2026 – an outcome with more limited economic implications.

However, the risk is that the incoming administration pursues more aggressive policy pivots (see Figure 1) to address persistent trade and fiscal deficits – policies that the administration argues will lead to more sustainable and equitable U.S. growth over time. Achieving meaningful changes in global trade imbalances would require altering global savings and investment patterns, reducing the consumption share of GDP in the U.S. and the manufacturing share elsewhere (e.g., China).

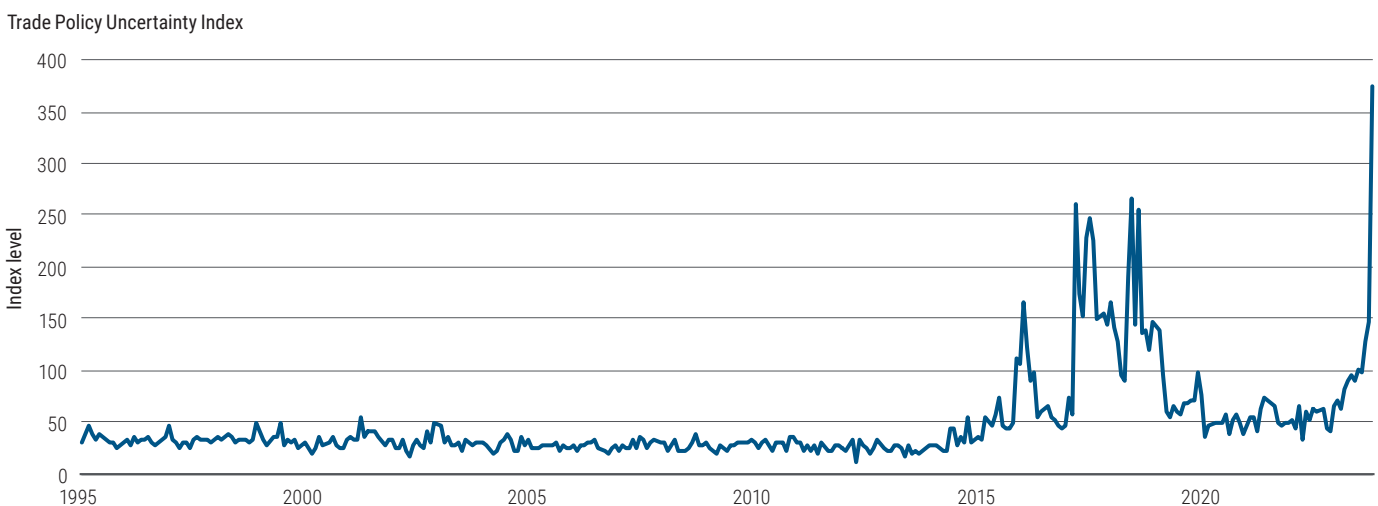
Without reforms in China or other trade surplus countries to cut implicit manufacturing subsidies and stimulate consumption, the U.S. could try to implement interventionist trade policies (e.g., a system of universal tariffs or foreign direct investment taxes) to compel these changes. However, distributing the burden of the U.S.'s global reserve status by making U.S. assets more expensive to hold would likely raise the cost of capital and – absent more aggressive fiscal deficit reduction – increase U.S. government borrowing costs.

Such aggressive short-term measures to reverse long-term trends would likely contribute to economic disruptions, near-term currency volatility, and U.S. equity market underperformance, even if they were to succeed at creating stronger, more balanced global growth longer term. Hence, President-elect Donald Trump's tolerance for U.S. equity market volatility is a key question for the outlook.

These proposed policy pivots amplify both upside and downside risks to U.S. growth – especially as the exact combination, timing, and scope of any such policies remain unclear. However, we think the balance of potential policy outcomes increases near-term U.S. inflationary risks while posing greater downside risks to growth for non-U.S. countries, particularly those with high global trade exposure that run persistent surpluses with the U.S.

For example, any larger-than-expected U.S. government spending cuts, aggressive trade actions, or immigrant deportation could pose cyclical downside risks to both U.S. and global growth. Conversely, greater U.S. tax cuts and deregulation could enhance U.S. growth prospects, potentially aiding consumer and business confidence and risk asset performance. A focus on achieving fairer global trade, more efficient markets, and a sustainable U.S. debt trajectory could help maintain rising U.S. living standards. Thoughtful immigration overhauls that expand the productive labor force, streamlined regulations that encourage investment, and opening export markets for U.S. projects could also yield benefits for U.S. businesses and workers.

Figure 1: Trade policy uncertainty has soared



Source: U.S. Federal Reserve as of 30 November 2024. The Trade Policy Uncertainty (TPU) Index is constructed by staff in the International Finance Division of the Federal Reserve Board and measures media attention to news related to trade policy uncertainty. The index reflects automated text-search results of the electronic archives of seven leading newspapers: Boston Globe, Chicago Tribune, Guardian, Los Angeles Times, New York Times, Wall Street Journal, and Washington Post (accessed through ProQuest Historical Newspapers and ProQuest Newsstream). The index is scaled so that 100 indicates that 1% of news articles contain references to TPU. For details on the TPU Index, see "The economic effects of trade policy uncertainty," by Dario Caldara, Matteo Iacoviello, Patrick Molligo, Andrea Prestipino, and Andrea Raffo, *Journal of Monetary Economics*, Elsevier, vol. 109(C), 2020.

In the very near term, higher trade policy uncertainty could weigh on global industrial production, investment, and trade regardless of actual policy outcomes. While these isolationist, pro-U.S.-growth policies offer mixed risks for U.S. growth, they are generally more likely to be inflationary, especially since the U.S. economy is currently estimated to be operating at or near its potential.

The U.S. Federal Reserve (Fed) has taken note of these changing risks. In December, when the Fed cut its policy rate by 25 bps, officials revised projections to indicate fewer expected cuts in 2025 amid greater uncertainty around continued inflation progress. Fed Chair Jerome Powell said that some officials had factored potential Trump administration policies into their revised projections.

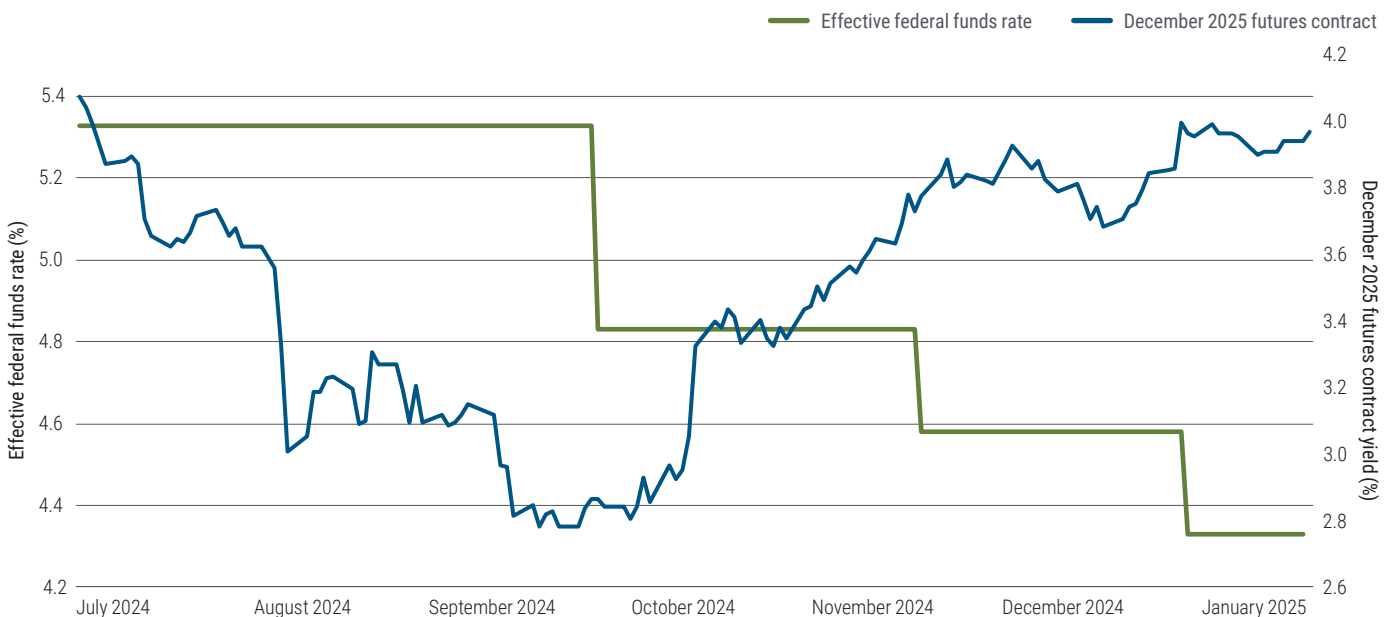
Although conventional wisdom suggests that central banks should look through one-off price level adjustments, such as those from tariffs, any tariffs that are accompanied by other pro-U.S.-growth policies could come with more persistent inflationary pressures. In various scenarios, Fed officials could remain concerned about the knock-on effects of rising inflation expectations and elevated wage growth. As a result, they could react by cutting less than previously expected, at least at first.

Thus, after 100 bps of policy rate reductions in 2024, the timing of further Fed cuts has become less certain, indicating a more gradual, data-driven approach in 2025. The futures market has reflected this uncertainty in recent months (see Figure 2). Despite the Fed cutting its policy rate by 100 bps during this period, market pricing removed the expectation of 100 bps of additional easing in the year ahead.

The long-term outlook for U.S. government debt is likely to remain a significant concern. Nevertheless, there is a possibility of some incremental deficit improvement with the potential for rollback of certain Biden administration policies – such as renewable energy investment credits and other elements of the 2022 Inflation Reduction Act – and cuts to Medicaid. Higher tariffs could also reduce deficits through increased government revenue collection.

Still, any meaningful deficit improvement will be difficult, with the expected extension of the Tax Cuts and Jobs Act – Trump’s first-term bill – and some additional tax cuts, including, for example, provisions to raise state and local tax (SALT) deduction caps. Although some spending reductions could be found through policies to improve government efficiency and reduce waste, any larger-scale cuts, including reforms to Social Security and Medicare programs, will require an act of Congress and likely be difficult to pass given the narrow Republican majorities, especially in the House of Representatives.

Figure 2: The futures market has priced in more uncertainty around Fed policy



Source: Bloomberg as of 7 January 2025

Investment implications: Bonds are better positioned

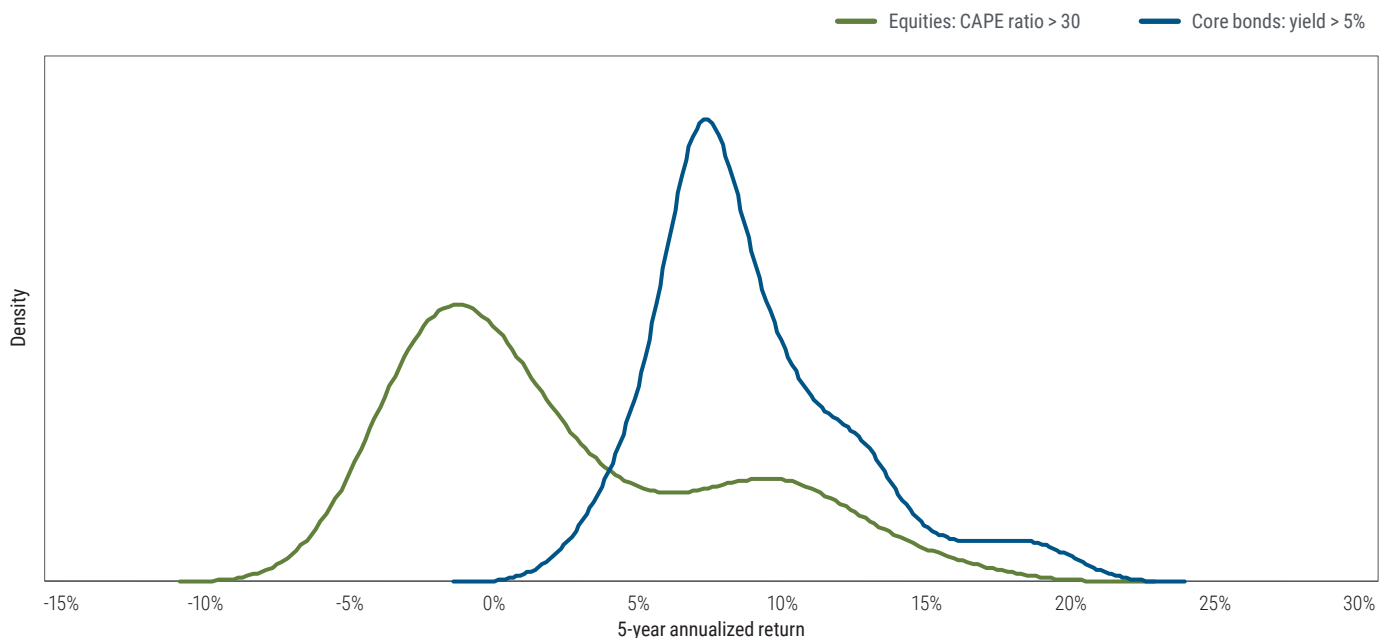
Financial markets seem to be pricing in a very positive baseline expectation – reflected in the strength of U.S. and other equity markets in recent months – at a time of elevated geopolitical uncertainty. Historically high equity valuations and U.S. deficits, along with the potential for escalating trade tensions, raise questions about the durability of stock market gains. Risks appear tilted to the downside, with little margin for safety. This environment presents a compelling case for taking some chips off the table.

We believe bond yields are increasingly attractive when measured against equity valuations and credit spreads. High quality fixed income starting yields – which are highly correlated with five-year forward returns – are 5.10% based on the Bloomberg US Aggregate Index, and 4.91% based on the Global Aggregate Index (U.S. dollar hedged), as of 10 January

2025. While continued equity gains would require valuations to be sustained well above long-term norms, bonds simply need historical trends to hold to generate attractive returns in line with starting yields.

Bond market returns can be further enhanced by capital gains in adverse macroeconomic or market scenarios. Historical trends also support bonds as an attractive risk hedge and portfolio diversifier (see Figure 3). Looking back at bond and equity markets on average since 1973, during similar periods when U.S. core bonds are yielding around 5% or greater while U.S. equities' earnings ratios are around 30 or higher, bonds have offered higher five-year subsequent returns, and with potentially lower volatility (for more, see our December commentary, "[From Cash to Bonds: A Strategic Shift in Post-Pandemic Investing](#)").

Figure 3: Historically, bonds at today's yields have outpaced equities at today's valuations



Source: Bloomberg data, PIMCO calculations as of 31 December 2024. **For illustrative purposes only.** Chart uses data back to January 1973. Core refers to the Bloomberg US Aggregate Index. CAPE refers to the cyclically adjusted price-to-earnings ratio for the S&P 500. **There can be no guarantee that the trends mentioned above will continue. Statements concerning financial market trends are based on current market conditions, which will fluctuate. Past performance is not a guarantee or a reliable indicator of future results.** It is not possible to invest directly in an unmanaged index.

RATES AND CURVE

Markets are pricing in terminal policy rates for global central bank easing cycles that appear somewhat high relative to our baseline outlook. There is significant near-term potential for lower central bank rates outside the U.S. in the event of more aggressive U.S. trade policies that weaken global growth and weigh on commodity prices (see Figure 4). In the U.S., even as elevated policy uncertainty could lead to a lengthier pause in the Fed’s cutting cycle, intermediate-maturity yields look attractive relative to our long-term 0%–1% neutral real interest rate baseline.

Given that, we expect to be overweight duration, a gauge of interest rate risk, particularly after the recent rise in yields.

Over our longer-term secular horizon, we still expect yield curves to gradually steepen, driven by central bank easing and a continuation of the recent rise in term premium amid concerns about elevated sovereign debt (for more, see our December *PIMCO Perspectives*, “[Thoughts from the Bond Vigilantes](#)”). However, we see scope for some cyclical flattening in the U.S. due to the possibility of delayed Fed cutting amid potential near-term inflationary pressures and marginal deficit improvement.

Balancing these secular and cyclical views, we are underweight the 30-year area of the U.S. yield curve and overweight in the five- to 10-year maturity range. U.S. Treasury Inflation-Protected Securities (TIPS) also remain a reasonably priced hedge against higher inflation outcomes, in our view.

Figure 4: Monetary policy rules of thumb leave room for additional rate cuts



Source: Bloomberg, Haver Analytics, IMF, PIMCO calculations as of 31 December 2024. We define the Taylor rule as “policy rate = max (neutral real rate + inflation target + a*(core inflation – inflation target) + b* output gap, 0)”. We consider six neutral rate estimates: two from internal PIMCO models and add +/-0.5% to each. We consider a=1.25 and 1.5; and b = 0.5 and 1.0. That gives 24 Taylor rule estimates in total. The output gap is annual IMF WEO estimates up until 2023; for 2024, we use quarterly data. The estimates shown above represent the median of these various iterations.

CREDIT OUTLOOK

Corporate credit spreads are historically tight. While we expect corporate credit can continue to do fine in our baseline scenario, the range of outcomes appears skewed toward wider versus tighter spreads given the balance of global risks. Overall, we favor higher-quality bonds and maintaining liquidity.

We continue to prefer structured products, the investment grade credit default swap index (CDX), and high quality investment grade credit versus lower-quality investments. Given broadly tight credit conditions, we are shifting focus beyond global market-weight spread allocations toward high quality spread in harder-to-source areas. U.S. agency mortgage-backed securities (MBS) remain an attractively priced, high quality, and more liquid alternative to corporate credit.

Within private credit, we continue to prefer asset-based lending, especially assets tied to higher-quality DM consumers and residential mortgages. We also see value in many non-consumer forms of asset-based risk, emphasizing sectors with secular tailwinds such as aviation and data infrastructure. We remain cautious on the existing stock of lower-quality, floating-rate debt outstanding, especially in corporate markets.

We have also observed a trend toward more aggressive financial engineering in some corporate credit areas. That is creating opportunities to use independent credit analysis to identify potential gaps involving perceived credit fundamentals and ratings.

GLOBAL VIEWS

While we see U.S. duration as attractive, at the same time upside and downside risks are more evenly balanced due to trade, fiscal, and regulatory policies. In the rest of the world, the balance of risks leans toward the downside. This environment supports global diversification across bond markets, particularly high quality duration. We favor the U.K. and Australia based on valuations and economic risks compared with the U.S. Tariffs can further bolster the case for global diversification, as many of the biggest disruptions are likely to occur outside the U.S.

EM local debt, external debt, and foreign exchange positions offer reasonable return potential and reduce reliance on U.S. credit, as these markets appear to price in more downside risk than do U.S. equities or corporate credit. We see foreign exchange carry strategies as an attractive and relatively

liquid way to generate income from EM exposures, when combined with careful management of the currency basket to avoid excessive U.S. dollar correlation. At the same time, with the U.S. dollar likely to strengthen on tariffs, we favor long U.S. dollar positions versus the euro, Canadian dollar, and Chinese yuan, which can offer reasonable return potential in the baseline scenario and may offer protection against more adverse trade outcomes.

STRUCTURAL TILTS AND ACTIVE MANAGEMENT

As the most accessible markets become increasingly expensive, sophisticated investors can unlock value through more structural strategies. The concept of structural alpha involves identifying repeatable structural inefficiencies in markets – e.g., decisions made by noneconomic investors such as central banks – and creating a diversified portfolio of these inefficiencies, reducing reliance on a directional macro view.

One example of structural inefficiency is home country bias, where investors feel more comfortable investing in their own country than elsewhere. We see this as a growing opportunity as capital markets continue to expand outside of the U.S.

Another example is the rise of passive exchange-traded funds (ETFs). Required daily data disclosure by ETFs has created an information advantage for active asset managers, who can track trading shifts in less liquid market areas. Also, as ETFs gain traction in mainstream sectors such as corporate credit, they enable larger trades. In recent years, synthetic indices of diversified credit instruments have become more liquid than the underlying bonds and have often outperformed those bonds due to technical factors, creating further opportunities to enhance returns.

CONCLUSIONS

Favorable global economic conditions, the capital preservation qualities of fixed income, and the potential for capital gains position bonds as a critical element of portfolios in 2025 and a source of diversification to complement exposure to riskier assets. Short-term volatility presents opportunity for active bond managers, while current yields and historical valuation trends suggest more predictable longer-term returns that are likely to be attractive compared with both cash and equities.

About our forums

PIMCO is a global leader in active fixed income with deep expertise across public and private markets. Our [investment process](#) is anchored by our Secular and Cyclical Economic Forums. Four times a year, our investment professionals from around the world gather to discuss and debate the state of the global markets and economy and identify the trends that we believe will have important investment implications. In these wide-reaching discussions, we apply behavioral science practices in an effort to maximize the interchange of ideas, challenge our assumptions, counter cognitive biases, and generate inclusive insights.

At the Secular Forum, held annually, we focus on the outlook for the next five years, allowing us to position portfolios to benefit from structural changes and trends in the global economy. Because we believe diverse ideas produce better investment results, we invite distinguished guest speakers – Nobel laureate economists, policymakers, investors, and historians – who bring valuable, multidimensional perspectives to our discussions. We also welcome the active participation of the PIMCO Global Advisory Board, a team of world-renowned experts on economic and political issues.

At the Cyclical Forum, held three times a year, we focus on the outlook for the next six to 12 months, analyzing business cycle dynamics across major developed and emerging market economies with an eye toward identifying potential changes in monetary and fiscal policies, market risk premiums, and relative valuations that drive portfolio positioning.

Past performance is not a guarantee or a reliable indicator of future results.

All investments contain risk and may lose value. Investing in the **bond market** is subject to risks, including market, interest rate, issuer, credit, inflation risk, and liquidity risk. The value of most bonds and bond strategies are impacted by changes in interest rates. Bonds and bond strategies with longer durations tend to be more sensitive and volatile than those with shorter durations; bond prices generally fall as interest rates rise, and low interest rate environments increase this risk. Reductions in bond counterparty capacity may contribute to decreased market liquidity and increased price volatility. Bond investments may be worth more or less than the original cost when redeemed. **Inflation-linked bonds (ILBs)** issued by a government are fixed income securities whose principal value is periodically adjusted according to the rate of inflation; ILBs decline in value when real interest rates rise. **Treasury Inflation-Protected Securities (TIPS)** are ILBs issued by the U.S. government. **Mortgage- and asset-backed securities** may be sensitive to changes in interest rates, subject to early repayment risk, and while generally supported by a government, government-agency or private guarantor, there is no assurance that the guarantor will meet its obligations. References to Agency and non-agency mortgage-backed securities refer to mortgages issued in the United States. **Structured products** such as Collateralized Debt Obligations (CDOs), Constant Proportion Portfolio Insurance (CPPI), and Constant Proportion Debt Obligations (CPDOs) are complex instruments, typically involving a high degree of risk and intended for qualified investors only. Use of these instruments may involve derivative instruments that could lose more than the principal amount invested. The market value may also be affected by changes in economic, financial, and political environment (including, but not limited to spot and forward interest and exchange rates), maturity, market, and the credit quality of any issuer. **Private credit** involves an investment in non-publicly traded securities which may be subject to illiquidity risk. Portfolios that invest in private credit may be leveraged and may engage in speculative investment practices that increase the risk of investment loss. Investing in **foreign-denominated and/or -domiciled securities** may involve heightened risk due to currency fluctuations, and economic and political risks, which may be enhanced in emerging markets. **Currency rates** may fluctuate significantly over short periods of time and may reduce the returns of a portfolio. **Equities** may decline in value due to both real and perceived general market, economic and industry conditions. **Management risk** is the risk that the investment techniques and risk analyses applied by an investment manager will not produce the desired results, and that certain policies or developments may affect the investment techniques available to the manager in connection with managing the strategy. The **credit quality** of a particular security or group of securities does not ensure the stability or safety of an overall portfolio. **Diversification** does not ensure against loss.

Forecasts, estimates and certain information contained herein are based upon proprietary research and should not be interpreted as investment advice, as an offer or solicitation, nor as the purchase or sale of any financial instrument. Forecasts and estimates have certain inherent limitations, and unlike an actual performance record, do not reflect actual trading, liquidity constraints, fees, and/or other costs. In addition, references to future results should not be construed as an estimate or promise of results that a client portfolio may achieve.

Statements concerning financial market trends or portfolio strategies are based on current market conditions, which will fluctuate. There is no guarantee that these investment strategies will work under all market conditions or are appropriate for all investors and each investor should evaluate their ability to invest for the long term, especially during periods of downturn in the market. Investors should consult their investment professional prior to making an investment decision. Outlook and strategies are subject to change without notice.

Correlation is a statistical measure of how two securities move in relation to each other. **Duration** is the measure of a bond's price sensitivity to interest rates and is expressed in years.

This material contains the current opinions of the manager and such opinions are subject to change without notice. This material is distributed for informational purposes only and should not be considered as investment advice or a recommendation of any particular security, strategy or investment product. Information contained herein has been obtained from sources believed to be reliable, but not guaranteed.

PIMCO as a general matter provides services to qualified institutions, financial intermediaries and institutional investors. Individual investors should contact their own financial professional to determine the most appropriate investment options for their financial situation. This is not an offer to any person in any jurisdiction where unlawful or unauthorized. | **Pacific Investment Management Company LLC**, 650 Newport Center Drive, Newport Beach, CA 92660 is regulated by the United States Securities and Exchange Commission. | **PIMCO Europe Ltd (Company No. 2604517, 11 Baker Street, London W1U 3AH, United Kingdom)** is authorised and regulated by the Financial Conduct Authority (FCA) (12 Endeavour Square, London E20 1JN) in the UK. The services provided by PIMCO Europe Ltd are not available to retail investors, who should not rely on this communication but contact their financial adviser. Since PIMCO Europe Ltd services and products are provided exclusively to professional clients, the appropriateness of such is always affirmed. | **PIMCO Europe GmbH (Company No. 192083, Seidstr. 24-24a, 80335 Munich, Germany)**, **PIMCO Europe GmbH Italian Branch (Company No. 10005170963, via Turati nn. 25/27 (angolo via Cavalieri n. 4), 20121 Milano, Italy)**, **PIMCO Europe GmbH Irish Branch (Company No. 909462, 57B Harcourt Street Dublin D02 F721, Ireland)**, **PIMCO Europe GmbH UK Branch (Company No. FC037712, 11 Baker Street, London W1U 3AH, UK)**, **PIMCO Europe GmbH Spanish Branch (N.I.F. W2765338E, Paseo de la Castellana 43, Oficina 05-111, 28046 Madrid, Spain)** and **PIMCO Europe GmbH French Branch (Company No. 918745621 R.C.S. Paris, 50-52 Boulevard Haussmann, 75009 Paris, France)** are authorised and regulated by the German Federal Financial Supervisory Authority (BaFin) (Marie-Curie-Str. 24-28, 60439 Frankfurt am Main) in Germany in accordance with Section 15 of the German Securities Institutions Act (WpIG). The Italian Branch, Irish Branch, UK Branch, Spanish Branch and French Branch are

additionally supervised by: (1) Italian Branch: the Commissione Nazionale per le Società e la Borsa (CONSOB) (Giovanni Battista Martini, 3 - 00198 Rome) in accordance with Article 27 of the Italian Consolidated Financial Act; (2) Irish Branch: the Central Bank of Ireland (New Wapping Street, North Wall Quay, Dublin 1 D01 F7X3) in accordance with Regulation 43 of the European Union (Markets in Financial Instruments) Regulations 2017, as amended; (3) UK Branch: the Financial Conduct Authority (FCA) (12 Endeavour Square, London E20 1JN); (4) Spanish Branch: the Comisión Nacional del Mercado de Valores (CNMV) (Edison, 4, 28006 Madrid) in accordance with obligations stipulated in articles 168 and 203 to 224, as well as obligations contained in Title V, Section I of the Law on the Securities Market (LSM) and in articles 111, 114 and 117 of Royal Decree 217/2008, respectively and (5) French Branch: ACPR/Banque de France (4 Place de Budapest, CS 92459, 75436 Paris Cedex 09) in accordance with Art. 35 of Directive 2014/65/EU on markets in financial instruments and under the surveillance of ACPR and AMF. The services provided by PIMCO Europe GmbH are available only to professional clients as defined in Section 67 para. 2 German Securities Trading Act (WpHG). They are not available to individual investors, who should not rely on this communication. According to Art. 56 of Regulation (EU) 565/2017, an investment company is entitled to assume that professional clients possess the necessary knowledge and experience to understand the risks associated with the relevant investment services or transactions. Since PIMCO Europe GmbH services and products are provided exclusively to professional clients, the appropriateness of such is always affirmed. | **PIMCO (Schweiz) GmbH (registered in Switzerland, Company No. CH-020.4.038.582-2, Brandschenkestrasse 41 Zurich 8002, Switzerland)**. According to the Swiss Collective Investment Schemes Act of 23 June 2006 ("CISA"), an investment company is entitled to assume that professional clients possess the necessary knowledge and experience to understand the risks associated with the relevant investment services or transactions. Since PIMCO (Schweiz) GmbH services and products are provided exclusively to professional clients, the appropriateness of such is always affirmed. The services provided by PIMCO (Schweiz) GmbH are not available to retail investors, who should not rely on this communication but contact their financial adviser. | **PIMCO Asia Pte Ltd** (8 Marina View, #30-01, Asia Square Tower 1, Singapore 018960, Registration No. 199804652K) is regulated by the Monetary Authority of Singapore as a holder of a capital markets services licence and an exempt financial adviser. The asset management services and investment products are not available to persons where provision of such services and products is unauthorised. | **PIMCO Asia Limited** (Suite 2201, 22nd Floor, Two International Finance Centre, No. 8 Finance Street, Central, Hong Kong) is licensed by the Securities and Futures Commission for Types 1, 4 and 9 regulated activities under the Securities and Futures Ordinance. PIMCO Asia Limited is registered as a cross-border discretionary investment manager with the Financial Supervisory Commission of Korea (Registration No. 08-02-307). The asset management services and investment products are not available to persons where provision of such services and products is unauthorised. | **PIMCO Investment Management (Shanghai) Limited**. Office address: Suite 7204, Shanghai Tower, 479 Lujiazui Ring Road, Pudong, Shanghai 200120, China (Unified social credit code: 91310115MA1K41MU72) is registered with Asset Management Association of China as Private Fund Manager (Registration No. P1071502, Type: Other). | **PIMCO Australia Pty Ltd** ABN 54 084 280 508, AFSL 246862. This publication has been prepared without taking into account the objectives, financial situation or needs of investors. Before making an investment decision, investors should obtain professional advice and consider whether the information contained herein is appropriate having regard to their objectives, financial situation and needs. To the extent it involves Pacific Investment Management Co LLC (PIMCO LLC) providing financial services to wholesale clients, PIMCO LLC is exempt from the requirement to hold an Australian financial services licence in respect of financial services provided to wholesale clients in Australia. PIMCO LLC is regulated by the Securities and Exchange Commission under US laws, which differ from Australian laws. | **PIMCO Japan Ltd**, Financial Instruments Business Registration Number is Director of Kanto Local Finance Bureau (Financial Instruments Firm) No. 382. PIMCO Japan Ltd is a member of Japan Investment Advisers Association, The Investment Trusts Association, Japan and Type II Financial Instruments Firms Association. All investments contain risk. There is no guarantee that the principal amount of the investment will be preserved, or that a certain return will be realized; the investment could suffer a loss. All profits and losses incur to the investor. The amounts, maximum amounts and calculation methodologies of each type of fee and expense and their total amounts will vary depending on the investment strategy, the status of investment performance, period of management and outstanding balance of assets and thus such fees and expenses cannot be set forth herein. | **PIMCO Taiwan Limited** is an independently operated and managed company. The reference number of business license of the company approved by the competent authority is (112) Jin Guan Tou Gu Xin Zi No. 015. The registered address of the company is 40F., No.68, Sec. 5, Zhongxiao East Rd., Xinyi District, Taipei City 110, Taiwan (R.O.C.), and the telephone number is +886 2 8729-5500. | **PIMCO Canada Corp.** (199 Bay Street, Suite 2050, Commerce Court Station, P.O. Box 363, Toronto, ON, M5L 1G2) services and products may only be available in certain provinces or territories of Canada and only through dealers authorized for that purpose. | **Note to Readers in Colombia:** This document is provided through the representative office of Pacific Investment Management Company LLC located at Carrera 7 No. 71-52 TB Piso 9, Bogota D.C. (Promoción y oferta de los negocios y servicios del mercado de valores por parte de Pacific Investment Management Company LLC, representada en Colombia.). **Note to Readers in Brazil:** PIMCO Latin America Administradora de Carteiras Ltda. Av. Brg. Faria Lima, 3477 Itaim Bibi, São Paulo - SP 04538-132 Brazil. **Note to Readers in Argentina:** This document may be provided through the representative office of PIMCO Global Advisors LLC AVENIDA CORRIENTES, 299, Buenos Aires, Argentina. | No part of this publication may be reproduced in any form, or referred to in any other publication, without express written permission. PIMCO is a trademark of Allianz Asset Management of America LLC in the United States and throughout the world. ©2025, PIMCO.