

Important Information:

1. The Fund aims to achieve its investment objective by taking exposure to a wide range of asset classes, including equities, fixed income, commodities and property.
2. The Fund's asset allocation strategy may not achieve the desired results under all circumstances and market conditions. The investments of the Fund may be periodically rebalanced and therefore the Fund may incur greater transaction costs than a fund with static allocation strategy.
3. Equity securities generally have greater price volatility than fixed income securities.
4. Investments in fixed income instruments are subject to credit, interest rate, liquidity, credit rating and downgrade risks. The Fund is also subject to risks of investing in high yield, below investment grade and unrated securities.
5. It is subject to risks associated with global investment, emerging markets, valuation, sovereign debt, currency, RMB currency and conversion and repurchase / reverse repurchase transactions.
6. It may invest more than 10% of its net assets in securities issued or guaranteed by a single sovereign issuer with a credit rating below investment grade (e.g. South Africa and Turkey) which may be subject to increased credit risk and risk of default.
7. It may invest in financial derivative instruments which may involve additional risks (e.g. counterparty/credit, liquidity, valuation, volatility, over-the-counter transaction and leverage risks).
8. It may at its discretion pay dividends out of capital directly or effectively, which amounts to a return or withdrawal of part of an investor's original investment or from any capital gains attributable to the original investment. Any distributions involving the payment of dividends out of the Fund's capital may result in an immediate reduction of the Fund's net asset value per share.
9. Investments involve risks and your investment may suffer significant losses.
10. Investors should not rely solely on this material and should read the offering documents of the Fund for further details including the risk factors.

FEBRUARY 2025

PIMCO GIS Balanced Income and Growth Fund (P-BIG)

Access consistent income and capital growth potential, whether markets are up or down

Seeking a Balanced, All-Weather Fund? Meet P-BIG.

The PIMCO GIS Balanced Income and Growth Fund invests in a global, diversified and high-quality portfolio of stocks and bonds in a balanced 60/40 ratio. The Fund aims to provide a high-level of regular income, while offering the potential for capital gains across different market environments.

Key Benefits



Balanced Portfolio

A 60/40 equity/bond approach offers investors consistency across market cycles and can serve as the core of an investment portfolio



Income Generation

P-BIG's flexible bond approach targets regular income and capital preservation, while helping to reduce volatility and overall portfolio risk



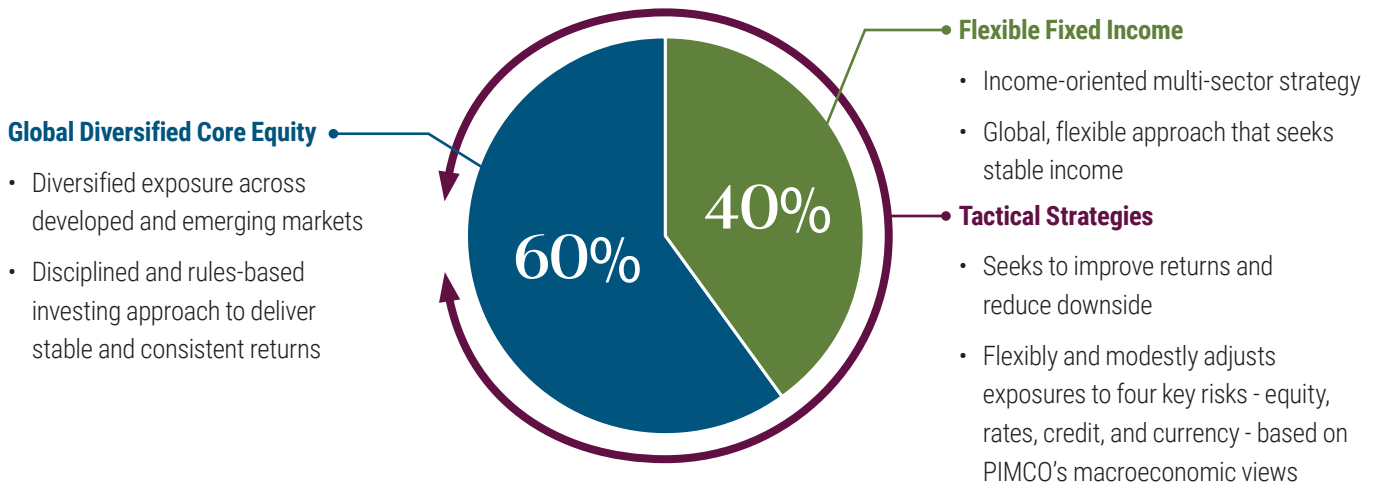
Growth Potential

Returns are enhanced by the longer-term capital appreciation potential of stocks, via P-BIG's exposure to diversified global equities

BALANCED PORTFOLIO

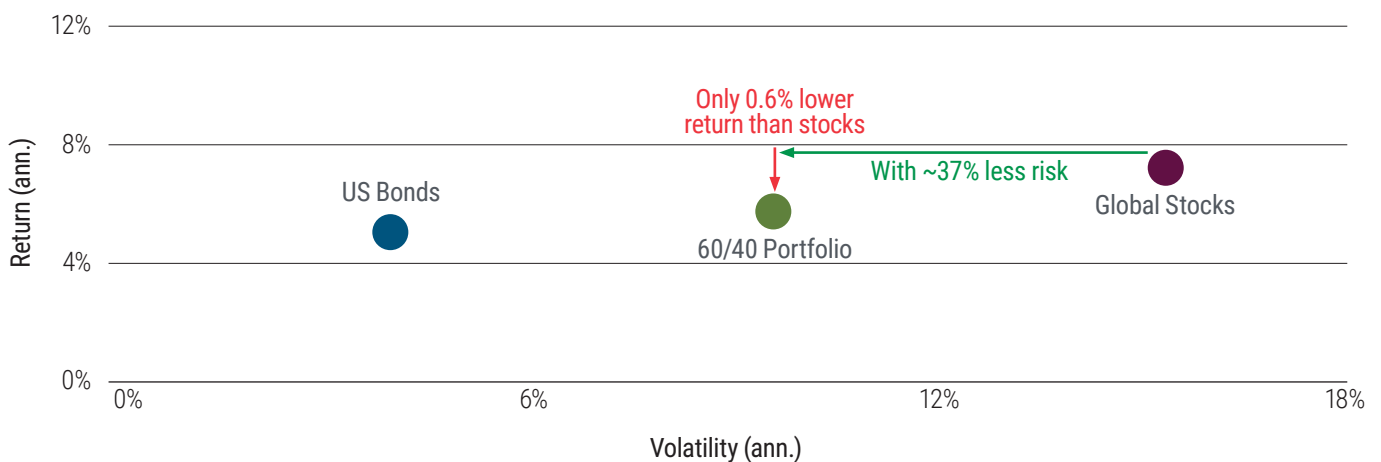
PIMCO’s Globally Diversified 60/40 Portfolio

P-BIG taps into PIMCO’s expertise across global markets to deliver a stable, high-quality portfolio that combines long-term growth potential from equities with the consistent and attractive income generation investors know and trust PIMCO for in fixed income.



A 60/40 allocation delivers nearly the same return as stocks but with much less risk

Annualized Risk/Return Since 1990



As of 28 February 2025. Source PIMCO, Bloomberg. Data since 1/31/1990.

For illustrative purposes only. It is not possible to invest directly in an unmanaged index and the data shown does not take into account the effect of fees. **Past performance is not a guarantee or a reliable indicator of future results.**

The Fund is actively managed in reference to the 60% MSCI ACWI Index / 40% Bloomberg U.S. Aggregate Bond Index as further outlined in the prospectus. However, investors should note that the **60/40 Portfolio shown is not representative of the Fund** and no representation is being made that any account, product, or strategy will or is likely to achieve profits, losses, or results similar to those shown. There is no guarantee that these investment strategies will work under all market conditions or are suitable for all investors and each investor should evaluate their ability to invest long-term, especially during periods of downturn in the market. Refer to relevant sections of the Fund prospectus for additional information.

60/40 Portfolio is represented by 60% MSCI ACWI / 40% Bloomberg U.S. Aggregate Bond Index. U.S. Bonds represented by the Bloomberg U.S. Aggregate Bond Index. Global Stocks represented by the MSCI ACWI Index.

INCOME GENERATION

PIMCO’s Flexible Fixed Income – A Multi-Sector Approach

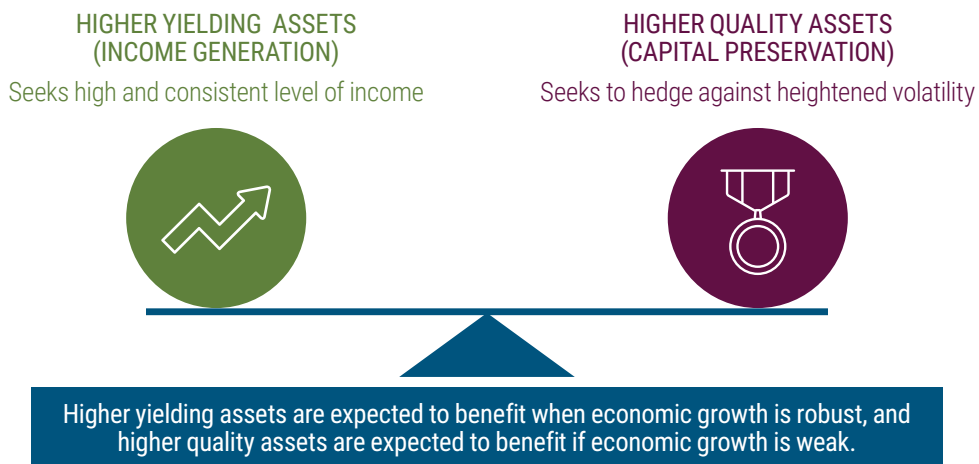
P-BIG’s 40% flexible fixed income allocation uses a global, multi-sector approach to provide a consistent stream of income.



Flexible	Consistent	Resilient
<p>Leverages PIMCO’s global resources to access the US\$151+ trillion* global bond market, with the ability to flexibly invest in all market environments</p>	<p>A focus on diversified sources of yield that reduces the need for “market timing” and may help offset shorter term volatility</p>	<p>An emphasis on downside risk mitigation by focusing on quality and not over-stretching for yields, in line with a “bend, but don’t break” philosophy</p>

Consistent Income Generation and Capital Preservation

The strategy uniquely balances a mix of high-quality assets, such as U.S. government bonds, as well as higher yielding assets, like corporate credit and securitized (asset-backed) credit, in order to achieve its objectives across different market environments.



By seeking responsible sources of income that are resilient through different market environments, PIMCO’s flexible fixed income approach has established a long-term track record of generating consistent returns.

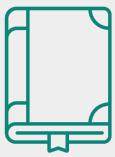
SOURCE: PIMCO. **For illustrative purposes only.**

* Global bond market size as of 31 December 2023.

GROWTH POTENTIAL

PIMCO Core Equity – A Diversified, Unbiased Approach

P-BIG's 60% equity allocation is a systematic, active strategy that aims to maximize total return across market environments.



Did you know?

Behavioral science tells us that when it comes to making decisions, we're much less rational than we think. There are a host of cognitive and emotional biases that influence our behavior, which can lead to less-than-ideal outcomes, especially when it comes to investing.

Core Equity's investment process seeks to combat these biases and improve alpha potential. Powered by PIMCO's extensive quantitative equity research, Core Equity offers exposure to four equity themes – **quality, value, momentum and growth** – and seeks to consistently select future winners and avoid future underperformers in the stock market.

Core Equity aims to provide a smoother, more consistent return profile versus style-biased, single factor or dividend-oriented strategies, by systematically building a portfolio that only owns stocks with the most favorable indicators of future returns.



Consistent Returns

Disciplined, repeatable approach designed to avoid human biases that can act as a drag on returns



Global Diversification

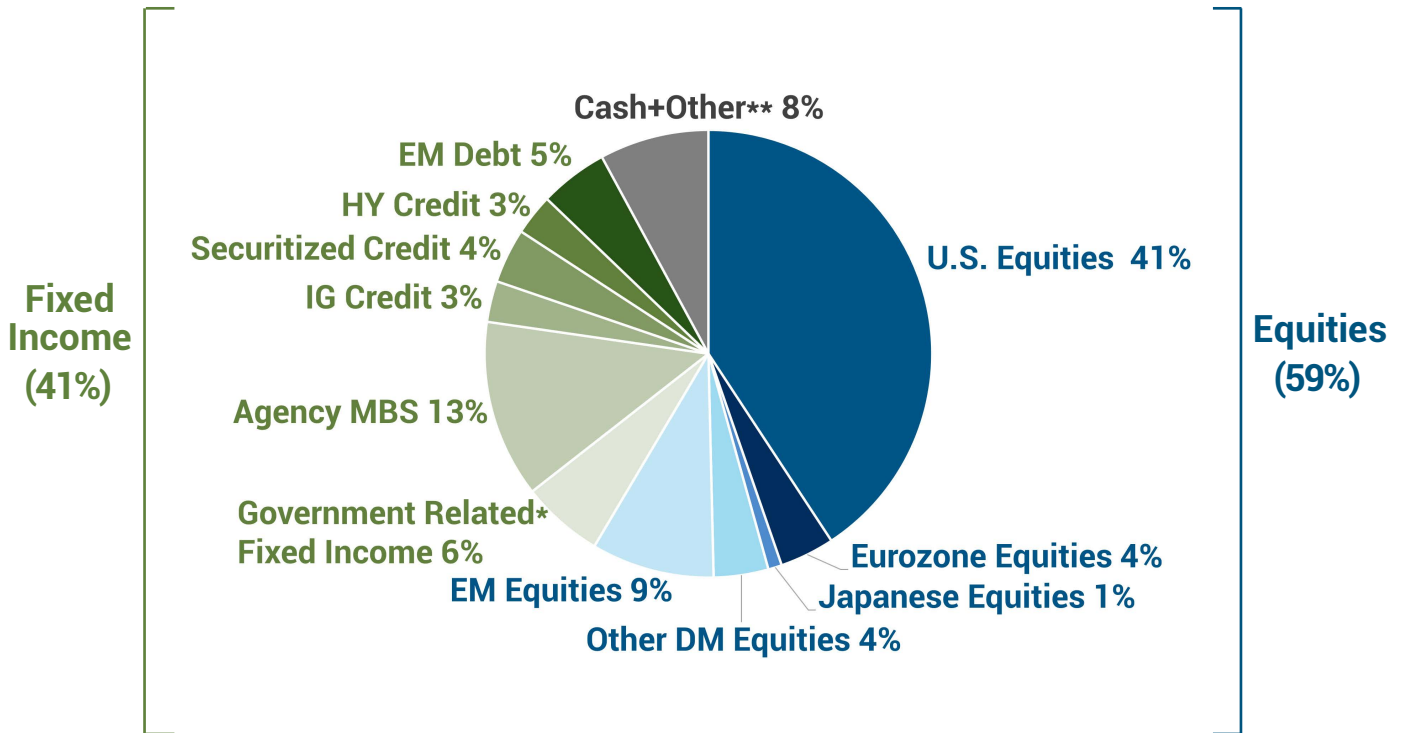
Seeks to provide broad diversified exposure by investing across regions, countries, sectors, and industries



Robust Return Drivers

Taps into PIMCO's quantitative equity research to harness proven sources of excess returns

KEY PORTFOLIO INFORMATION



A+
Average Credit Quality

1,227
Total No. of Holdings

7.07%
Ann. Monthly Distribution Yield
(M Retail Income II USD)[^]

As of 28 February 2025. SOURCE: PIMCO. Potential differences in totals are due to rounding. Portfolio structure is subject to change without notice and may not be representative of current or future allocations.

[^]The annualized monthly distribution yield is based on the M Retail Income II USD Share Class. The dividend amount or dividend distribution rate/yield is based on historical dividend amount or dividend rate/yield. The dividend amount or dividend rate/yields is not guaranteed. The annualized monthly distribution yield is annualized on a 12 month calendar year [Annualized monthly distribution yield= (Dividend Rate * 12) / NAV on ex-dividend day]. Dividend is not guaranteed. Past distributions are not necessarily indicative of future trends, which may be lower. A positive distribution yield does not imply a positive return. Data does not include special cash dividends. In the case of the Fund and the Income II Shares, the Fund may at its discretion pay dividends out of capital and charge management fees to capital, thereby resulting in an increase in distributable income available for payment of dividends by the Fund/Income II Shares and therefore, the Fund/Income II shares may effectively pay dividends out of capital. In the case of Income II Shares, the Fund may also charge other fees to capital and also take into account the yield differential arising from share class currency hedging (which constitutes a distribution from capital). This may result in an immediate reduction of the NAV per share for the Fund and the Income II Shares.

*Government Related Fixed Income includes nominal and inflation-protected Treasuries, agencies and FDIC-guaranteed and government-guaranteed corporate securities from the U.S., Japan, United Kingdom, Australia, Canada, and European Union. It excludes any interest rate linked derivatives used to manage the Fund's duration exposure in the United States. Derivative instruments includes interest rate swaps, futures, and swap options.

**Other includes preferred stocks and bank loans.

Key Fund Facts

Investment Objective	The investment objective of the Fund is to seek to maximize total return, consistent with preservation of capital and prudent investment management. The Fund may use or invest in financial derivatives.
Unified Management Fee	1.60% p.a.*
Fund Size	USD 2,030 million
M Retail Income II (Monthly Distribution)	<p>Available Currencies</p> <p>USD incepted on 30 November 2023</p> <p>HKD Unhedged incepted on 30 November 2023</p> <p>SGD Hedged incepted on 30 November 2023</p> <p>JPY Hedged incepted on 5 July 2024</p> <p>AUD Hedged incepted on 9 September 2024</p> <p>CHF Hedged incepted on 9 September 2024</p> <p>CNH Hedged incepted on 9 September 2024</p> <p>GBP Hedged incepted on 9 September 2024</p> <p>(Prior to 29 November 2023, the PIMCO GIS Balanced Income and Growth Fund was named the Global Core Asset Allocation Fund.**)</p>

As of 28 February 2025. SOURCE: PIMCO.

* The Unified Management fee takes account of a fee waiver in the amount of 0.55% p.a. until 28 November 2028. The fee waiver will expire from 29 November 2028.

** On 29 November 2023, apart from name change, the investment objective and policy of the Fund was also changed. The benchmark prior to 29 November 2023 was 60% MSCI ACWI and 40% Bloomberg Global Aggregate USD Hedged Index. The M Retail Income II USD, HKD Unhedged and SGD Hedged share classes are incepted on 30 November 2023, the M Retail Income II JPY Hedged share class is incepted on 5 July 2024, the M Retail Income II AUD Hedged, CHF Hedged, CNH Hedged and GBP Hedged are incepted on 9 September 2024, all incepted after the aforesaid changes.

Distribution Yield

Distribution Yield – M Retail Income II

Ex-Dividend Date	USD		HKD Unhedged		SGD Hedged	
	Dividend per Share	Ann. Monthly Distribution Yield	Dividend per Share	Ann. Monthly Distribution Yield	Dividend per Share	Ann. Monthly Distribution Yield
27-Feb-25	0.065000	7.07%	0.064600	7.06%	0.064700	7.10%
27-Jan-25	0.065000	7.08%	0.064600	7.07%	0.064700	7.10%
30-Dec-24	0.062500	6.92%	0.062500	6.96%	0.062500	6.95%
27-Nov-24	0.062500	6.79%	0.062500	6.82%	0.062500	6.84%
30-Oct-24	0.062500	6.82%	0.062500	6.86%	0.062500	6.89%
27-Sep-24	0.062500	6.68%	0.062500	6.71%	0.062500	6.78%
29-Aug-24	0.062500	6.78%	0.062500	6.79%	0.062500	6.84%
30-Jul-24	0.062500	6.94%	0.062500	6.93%	0.062500	6.96%
27-Jun-24	0.060000	6.67%	0.060000	6.67%	0.060000	6.67%
30-May-24	0.060000	6.75%	0.060000	6.74%	0.060000	6.75%
29-Apr-24	0.060000	6.83%	0.060000	6.82%	0.060000	6.82%
27-Mar-24	0.060000	6.67%	0.060000	6.66%	0.060000	6.67%
28-Feb-24	0.060000	6.85%	0.060000	6.84%	0.060000	6.85%
30-Jan-24	0.060000	6.91%	0.060000	6.90%	0.060000	6.92%
28-Dec-23	0.060000	6.95%	0.060000	6.94%	0.060000	6.98%

This share class aims to pay dividend on a monthly basis. Dividend payout is not guaranteed and may be paid out of the Fund's capital. See Important Information Point 8.

Source: PIMCO. **Past performance is not a guarantee or reliable indicator of future results.**

The annualized distribution yields are annualized on a 12 month calendar year [Annualized distribution yield= (Dividend Rate * 12) / NAV on ex-dividend day]. Dividend is not guaranteed. Past distributions are not necessarily indicative of future trends, which may be lower. A positive distribution yield does not imply a positive return. Data does not include special cash dividends. In the case of Income II Shares, the Fund may at its discretion pay dividends out of capital as well as take into account the yield differential arising from share class currency hedging (which constitutes a distribution from capital). The management and other fees payable by the Income II Shares may also be charged to the capital of the Income II Shares, resulting in an increase in distributable income available for the payment of dividends and therefore, the Income II Shares may effectively pay dividends out of capital. This may result in an immediate reduction of the NAV per share for the Income II Shares.

Distribution Yield

Distribution Yield – M Retail Income II

Ex-Dividend Date	JPY Hedged		CNH Hedged		GBP Hedged	
	Dividend per Share	Ann. Monthly Distribution Yield	Dividend per Share	Ann. Monthly Distribution Yield	Dividend per Share	Ann. Monthly Distribution Yield
27-Feb-25	6.000000	7.31%	0.599500	7.08%	0.060400	7.09%
27-Jan-25	5.850000	7.11%	0.599500	7.10%	0.060400	7.11%
30-Dec-24	6.000000	7.38%	0.600000	7.20%	0.060000	7.15%
27-Nov-24	6.000000	7.23%	0.600000	7.10%	0.060000	7.05%
30-Oct-24	6.000000	7.25%	0.600000	7.14%	0.060000	7.10%
27-Sep-24	6.000000	7.11%	N/A	N/A	N/A	N/A
29-Aug-24	6.000000	7.17%	N/A	N/A	N/A	N/A

Distribution Yield – M Retail Income II

Ex-Dividend Date	AUD Hedged		CHF Hedged	
	Dividend per Share	Ann. Monthly Distribution Yield	Dividend per Share	Ann. Monthly Distribution Yield
27-Feb-25	0.060200	7.08%	0.059600	7.12%
27-Jan-25	0.060200	7.09%	0.059600	7.11%
30-Dec-24	0.060000	7.16%	0.060000	7.24%
27-Nov-24	0.060000	7.06%	0.060000	7.11%
30-Oct-24	0.060000	7.11%	0.060000	7.14%

This share class aims to pay dividend on a monthly basis. Dividend payout is not guaranteed and may be paid out of the Fund's capital. See Important Information Point 8.

Source: PIMCO. **Past performance is not a guarantee or reliable indicator of future results.**

The annualized distribution yields are annualized on a 12 month calendar year [Annualized distribution yield= (Dividend Rate * 12) / NAV on ex-dividend day]. Dividend is not guaranteed. Past distributions are not necessarily indicative of future trends, which may be lower. A positive distribution yield does not imply a positive return. Data does not include special cash dividends. In the case of Income II Shares, the Fund may at its discretion pay dividends out of capital as well as take into account the yield differential arising from share class currency hedging (which constitutes a distribution from capital). The management and other fees payable by the Income II Shares may also be charged to the capital of the Income II Shares, resulting in an increase in distributable income available for the payment of dividends and therefore, the Income II Shares may effectively pay dividends out of capital. This may result in an immediate reduction of the NAV per share for the Income II Shares.

All data as of 28 February 2025, unless otherwise stated.

All investments contain risk and may lose value. Investors should consult their investment professional prior to making an investment decision. **Past performance is not a guarantee or a reliable indicator of future results.**

60% MSCI ACWI Index / 40% Bloomberg U.S. Aggregate Bond Index: The MSCI ACWI Index is a free float-adjusted market capitalization weighted index that is designed to measure the equity market performance of developed and emerging markets. The Index consists of a group of country indices comprising developed and emerging market country indices. It is not possible to invest directly in an unmanaged index. Bloomberg U.S. Aggregate Bond Index represents securities that are SEC-registered, taxable, and dollar denominated. The index covers the U.S. investment grade fixed rate bond market, with index components for government and corporate securities, mortgage pass-through securities, and asset-backed securities. These major sectors are subdivided into more specific indices that are calculated and reported on a regular basis. It is not possible to invest directly in an unmanaged index.

PIMCO Funds

PIMCO Funds: Global Investors Series plc is an open-ended investment company with variable capital and with segregated liability between Funds incorporated on 10 December, 1997 and is authorised in Ireland by the Central Bank as an undertaking for collective investment in transferable securities pursuant to the European Communities (Undertakings for Collective Investment in Transferable Securities) Regulations, 2011 (S.I. No. 352 of 2011) as amended. PIMCO Funds: Global Investors Series plc has appointed PIMCO Asia Ltd as the Hong Kong Representative. Investors should consider the investment objectives, risks, charges and expenses of the funds carefully before investing. This and other information is contained in the Fund's Hong Kong Prospectus which is available and can be obtained from our website www.pimco.com.hk or by contacting the Hong Kong Representative or a distributor of the Fund. Prospective investors should read the Fund's Hong Kong Prospectus before deciding whether to subscribe for or purchase shares in any of the Funds. Investors may also wish to seek advice from a financial adviser before making a commitment to invest and in the event you choose not to seek advice, you should consider whether the investment is suitable for you. The value of shares of the Fund and the income accruing to them, if any, may fall or rise. The Funds typically offer different share classes, which are subject to different fees and expenses (which may affect performance), have different minimum investment requirements and are entitled to different services. The information is not for use within any country or with respect to any person(s) where such use could constitute a violation of the applicable law. Past performance is not a guarantee or a reliable indicator of future results and no guarantee is being made that similar returns will be achieved in the future. Returns are net of fees and other expenses and include reinvestment of dividends. The performance data represents past performance and investment return and principal value will fluctuate so that the PIMCO GIS Funds shares, when redeemed, may be worth more or less than the original cost. Potential differences in performance figures are due to rounding. The Fund may invest in non-U.S. or non-Eurozone securities which involves potentially higher risks including non-U.S. or non-Euro currency fluctuations and political or economic uncertainty. For informational purposes only. Please note that not all Funds are registered for sale in every jurisdiction.

A word about risk - Equities may decline in value due to both real and perceived general market, economic and industry conditions. Investing in the bond market is subject to certain risks including market, interest rate, issuer, credit, and inflation risk; investments may be worth more or less than the original cost when redeemed. Investing in foreign denominated and/or domiciled securities may involve heightened risk due to currency fluctuations, and economic and political risks, which may be enhanced in emerging markets. Currency rates may fluctuate significantly over short periods of time and may reduce the returns of a portfolio. Mortgage and asset backed securities may be sensitive to changes in interest rates, subject to early repayment risk, and their value may fluctuate in response to the market's perception of issuer creditworthiness; while generally supported by some form of government or private guarantee there is no assurance that private guarantors will meet their obligations. Inflation-linked bonds (ILBs) issued by a government are fixed-income securities whose principal value is periodically adjusted according to the rate of inflation; ILBs decline in value when real interest rates rise. Treasury Inflation-Protected Securities (TIPS) are ILBs issued by the U.S. Government. Sovereign securities are generally backed by the issuing government, obligations of U.S. Government agencies and authorities are supported by varying degrees but are generally not backed by the full faith of the U.S. Government; portfolios that invest in such securities are not guaranteed and will fluctuate in value. High-yield, lower-rated, securities involve greater risk than higher-rated securities; portfolios that invest in them may be subject to greater levels of credit and liquidity risk than portfolios that do not. Derivatives may involve certain costs and risks such as liquidity, interest rate, market, credit, management and the risk that a position could not be closed when most advantageous. Investing in derivatives could lose more than the amount invested.

Diversification does not ensure against loss.

Benchmark - Unless referenced in the prospectus, a benchmark or index in this material is not used in the active management of the Fund, in particular for performance comparison purposes. Where referenced in the prospectus a benchmark may be used as part of the active management of the Fund including, but not limited to, for duration measurement, as a benchmark which the Fund seeks to outperform, performance comparison purposes and/or relative VaR measurement. Any reference to an index or benchmark in this material, and which is not referenced in the prospectus and relevant key investor information document, is purely for illustrative or informational purposes (such as to provide general financial information or market context) and is not for performance comparison purposes. Please contact your PIMCO representative for further details.

Correlation - As outlined under "Benchmark", where referenced in the prospectus, a benchmark may be used as part of the active management of the Fund. In such instances, certain of the Fund's securities may be components of and may have similar weightings to the benchmark and the Fund may from time to time show a high degree of correlation with the performance of any such benchmark. However the benchmark is not used to define the portfolio composition of the Fund and the Fund may be wholly invested in securities which are not constituents of the benchmark. Investors should note that a Fund may from time to time show a high degree of correlation with the performance of one or more financial indices not referenced in the prospectus. Such correlation may be coincidental or may arise because any such financial index may be representative of the asset class, market sector or geographic location in which the Fund is invested or uses a similar investment methodology to that used in managing the Fund.

Investment Restrictions - In accordance with the UCITS regulations and subject to any investment restrictions outlined in the Fund's prospectus, the Fund may invest up to 100% of its net assets in different transferable securities and money market instruments issued or guaranteed by any of the following: OECD Governments (provided the relevant issues are investment grade), Government of Singapore, European Investment Bank, European Bank for Reconstruction and Development, International Finance Corporation, International Monetary Fund, Euratom, The Asian Development Bank, European Central Bank, Council of Europe, Eurofima, African Development Bank, International Bank for Reconstruction and Development (The WorldBank), The Inter American Development Bank, European Union, Federal National Mortgage Association (Fannie Mae), Federal Home Loan Mortgage Corporation (Freddie Mac), Government National Mortgage Association (Ginnie Mae), Student Loan Marketing Association (Sallie Mae), Federal Home Loan Bank, Federal Farm Credit Bank, Tennessee Valley Authority, Straight-A Funding LLC, Government of the People's Republic of China, Government of Brazil (provided the issues are of investment grade), Government of India (provided the issues are of investment grade).

For investors in **Hong Kong**, please also refer to the country Supplement to the Prospectus which is supplemental to, forms part of and should be read in conjunction with and in the context of the fund prospectus.

This document is issued by **PIMCO Asia Limited** (Suite 2201, 22nd Floor, Two International Finance Centre, No. 8 Finance Street, Central Hong Kong, 852 3650 7700) and has not been reviewed by the Securities and Futures Commission. PIMCO Asia Limited is licensed by the Securities and Futures Commission for Types 1, 4 and 9 regulated activities under the Securities and Futures Ordinance. The asset management services and investment products are not available to persons where provision of such services and products is unauthorized.

No part of this publication may be reproduced in any form, or referred to in any other publication, without express written permission. Unified management fee is a single fixed Management Fee out of which the fees of the Investment Advisers, the Administrator and Custodian shall be paid, and certain other expenses including the fees of Paying Agents (and other local representatives) in jurisdictions where the Funds are registered. PIMCO is a trademark of Allianz Asset Management of America LLC in the United States and throughout the world. ©2025, PIMCO